

JBC manuscript titles should be short and informative

Author One¹, Author Two²

From the Department of ¹Biology and ²Pharmacology, University of Examples, Fictiontown, CA 10101

Running title: *Running title may not exceed 60 characters and spaces*

To whom correspondence should be addressed: Corresponding author's name, telephone and fax numbers, and current e-mail address.

Keywords: keyword 1, keyword 2, keyword 3, keyword 4, keyword 5, etc..

ABSTRACT

The abstract should succinctly and clearly describe the major findings reported in the manuscript. It must not exceed 250 words.

The introduction begins after the abstract and is not preceded by the word "Introduction."

The introduction presents the purpose of the study and its relationship to earlier work in the field. It should not be an extensive review of the literature. It is usually less than one formatted page

RESULTS

The results should be presented in figures, tables, or text. Figures (e.g. Figure 1) and tables (e.g. Table 1) are displayed in order after the main article text. Figure and table legends will appear immediately after the corresponding figure or table.

References, such as (1–3), must be cited in text by number only, be numbered consecutively in

the order of appearance, and must include article titles, as in these examples.

DISCUSSION

The discussion is concise (usually less than two formatted pages) and focused on the interpretation of the results. It should not repeat information in the "Results" section.

EXPERIMENTAL PROCEDURES

The experimental procedures are brief but sufficiently complete to permit a qualified reader to repeat the experiments. Only truly new procedures should be described in detail. Previously published procedures should be referenced. Modifications of previously published procedures should not be given in detail except where necessary to repeat the work. If the study characterizes the activity of new compounds, compound structures must be provided. Quantification of gel or blot intensities must be performed with data obtained within a linear range of exposure.

Acknowledgments: Acknowledgments may include funding sources, brief note(s) of thanks to people who helped with the study or preparation of the paper (optional), and database names and accession codes (if applicable).

Conflict of interest: Statement disclosing whether there are any actual or perceived conflicts of interest on the part of any author. If there are no conflicts of interest, insert the following statement: The authors declare that they have no conflicts of interest with the contents of this article. Review the "Conflicts of interest" section of the [JBC Editorial Policies](#).

Author contributions: Statement describing each author's contributions to the manuscript. For guidance, review the author contributions section of the [instructions to authors](#).

REFERENCES

1. Sambrook, J., Fritsch, E. F., Maniatis, T., et al. (1989) *Molecular cloning* volume 2, Cold spring harbor laboratory press New York
2. MacDonald, G. M., Steenhuis, J. J., and Barry, B. A. (1995) A difference fourier transform infrared spectroscopic study of chlorophyll oxidation in hydroxylamine-treated photosystem ii, *Journal of Biological Chemistry* **270**(15), 8420–8428.
3. Waskiewicz, A. J., Flynn, A., Proud, C. G., and Cooper, J. A. (1997) Mitogen-activated protein kinases activate the serine/threonine kinases mnk1 and mnk2, *The EMBO journal* **16**(8), 1909–1920.

FOOTNOTES

Footnotes should include details such as grant information, and any abbreviations used within the article.

TABLES

Sample Heading 1	Sample Heading 2	Sample Heading 3
Data 1	3.8	0.12
Data 2	49.2	0.52

Table 1: A Sample Table

FIGURES

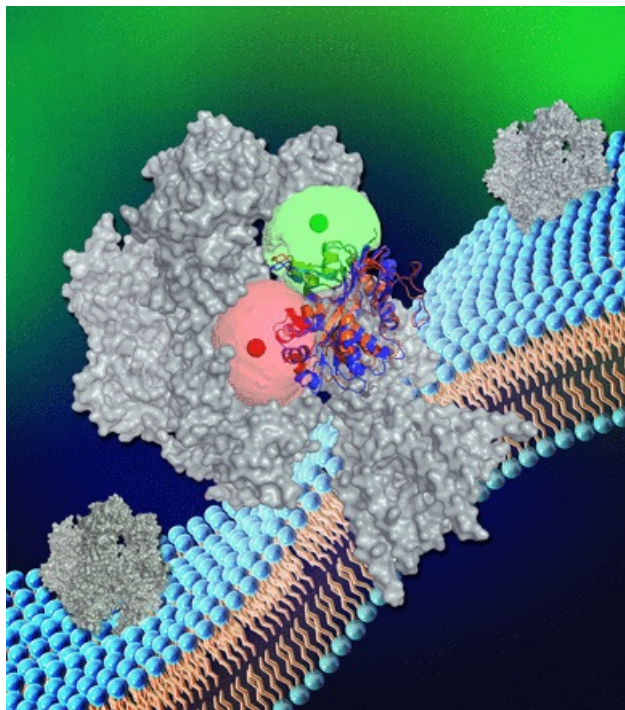


Figure 1: Sample Figure (July 29, 2016 JBC issue cover).




Figure 2: Sample Figure (July 22, 2016 JBC issue cover).

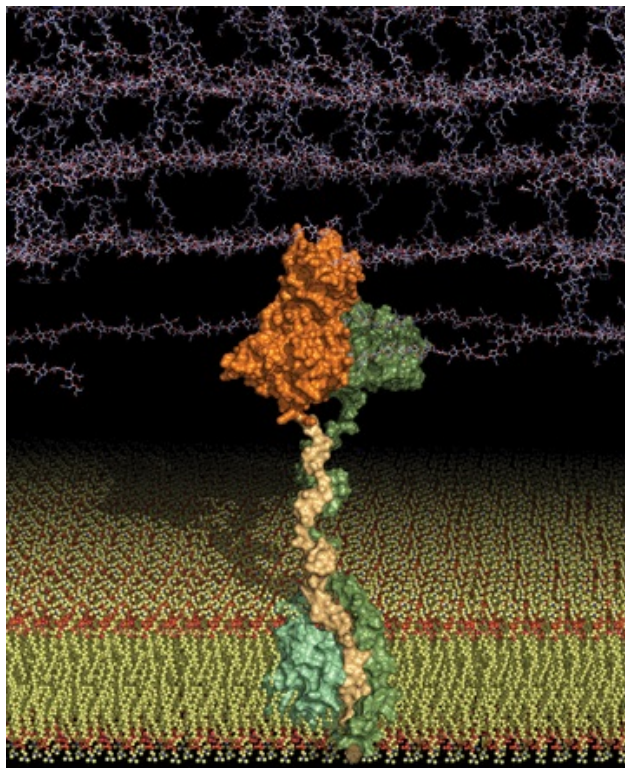


Figure 3: Sample Figure (July 15, 2016 JBC issue cover).