


**Writing your PhD thesis in**  
**L<sup>A</sup>T<sub>E</sub>X2<sub>ε</sub>**  
**Using the CUED template**



**Krishna Kumar**

Department of Engineering  
University of Cambridge

This dissertation is submitted for the degree of  
*Doctor of Philosophy*



I would like to dedicate this thesis to my loving parents ...



## **Declaration**

I hereby declare that except where specific reference is made to the work of others, the contents of this dissertation are original and have not been submitted in whole or in part for consideration for any other degree or qualification in this, or any other university. This dissertation is my own work and contains nothing which is the outcome of work done in collaboration with others, except as specified in the text and Acknowledgements. This dissertation contains fewer than 65,000 words including appendices, bibliography, footnotes, tables and equations and has fewer than 150 figures.

Krishna Kumar  
May 2016



## **Acknowledgements**

And I would like to acknowledge ...





## **Abstract**

This is where you write your abstract ...



# Table of contents

<b>List of figures</b>	<b>xiii</b>
<b>List of tables</b>	<b>xv</b>
<b>Nomenclature</b>	<b>xvii</b>
<b>1 Getting started</b>	<b>1</b>
1.1 What is loren ipsum? Title with math $\sigma$ . . . . .	1
1.2 Why do we use loren ipsum? . . . . .	1
1.3 Where does it come from? . . . . .	2
<b>2 My second chapter</b>	<b>5</b>
2.1 Short title . . . . .	5
<b>3 My third chapter</b>	<b>11</b>
3.1 First section of the third chapter . . . . .	11
3.1.1 First subsection in the first section . . . . .	11
3.1.2 Second subsection in the first section . . . . .	11
3.1.3 Third subsection in the first section . . . . .	11
3.2 Second section of the third chapter . . . . .	12
3.3 The layout of formal tables . . . . .	12
<b>References</b>	<b>15</b>
<b>Appendix A How to install L<sup>A</sup>T<sub>E</sub>X</b>	<b>17</b>
<b>Appendix B Installing the CUED class file</b>	<b>21</b>
<b>Index</b>	<b>23</b>



# List of figures

2.1	Minion . . . . .	6
2.2	Best Animations . . . . .	9



# List of tables

3.1	A badly formatted table . . . . .	13
3.2	A nice looking table . . . . .	13
3.3	Even better looking table using booktabs . . . . .	13





# Nomenclature

## Roman Symbols

$F$  complex function

## Greek Symbols

$\gamma$  a simply closed curve on a complex plane

$\iota$  unit imaginary number  $\sqrt{-1}$

$\pi$   $\simeq 3.14\dots$

## Superscripts

$j$  superscript index

## Subscripts

0 subscript index

crit Critical state

## Other Symbols

$\oint_{\gamma}$  integration around a curve  $\gamma$

## Acronyms / Abbreviations

ALU Arithmetic Logic Unit

BEM Boundary Element Method

CD Contact Dynamics

CFD Computational Fluid Dynamics

<i>CIF</i>	Cauchy's Integral Formula
CK	Carman - Kozeny
DEM	Discrete Element Method
DKT	Draft Kiss Tumble
DNS	Direct Numerical Simulation
EFG	Element-Free Galerkin
FEM	Finite Element Method
FLOP	Floating Point Operations
FPU	Floating Point Unit
FVM	Finite Volume Method
GPU	Graphics Processing Unit
LBM	Lattice Boltzmann Method
LES	Large Eddy Simulation
MPM	Material Point Method
MRT	Multi-Relaxation Time
PCI	Peripheral Component Interconnect
PFEM	Particle Finite Element Method
PIC	Particle-in-cell
PPC	Particles per cell
RVE	Representative Elemental Volume
SH	Savage Hutter
SM	Streaming Multiprocessors
USF	Update Stress First
USL	Update Stress Last

# Chapter 1

## Getting started

### 1.1 What is loren ipsum? Title with math $\sigma$

Lorem Ipsum is simply dummy text of the printing and typesetting industry (see Section 1.3). Lorem Ipsum [3] has been the industry's standard dummy text ever since the 1500s, when an unknown printer took a galley of type and scrambled it to make a type specimen book. It has survived not only five centuries, but also the leap into electronic typesetting, remaining essentially unchanged. It was popularised in the 1960s with the release of Letraset sheets containing Lorem Ipsum passages, and more recently with desktop publishing software like Aldus PageMaker including versions of Lorem Ipsum [1, 4, 5].

The most famous equation in the world:  $E^2 = (m_0c^2)^2 + (pc)^2$ , which is known as the **energy-mass-momentum** relation as an in-line equation.

A *LaTeX class file* is a file, which holds style information for a particular *LaTeX*.

$$CIF : \quad F_0^j(a) = \frac{1}{2\pi i} \oint_{\gamma} \frac{F_0^j(z)}{z-a} dz \quad (1.1)$$

### 1.2 Why do we use loren ipsum?

It is a long established fact that a reader will be distracted by the readable content of a page when looking at its layout. The point of using Lorem Ipsum is that it has a more-or-less normal distribution of letters, as opposed to using 'Content here, content here', making it look like readable English. Many desktop publishing packages and web page editors now use Lorem Ipsum as their default model text, and a search for 'lorem ipsum' will uncover many

web sites still in their infancy. Various versions have evolved over the years, sometimes by accident, sometimes on purpose (injected humour and the like).

## 1.3 Where does it come from?

Contrary to popular belief, Lorem Ipsum is not simply random text. It has roots in a piece of classical Latin literature from 45 BC, making it over 2000 years old. Richard McClintock, a Latin professor at Hampden-Sydney College in Virginia, looked up one of the more obscure Latin words, *consectetur*, from a Lorem Ipsum passage, and going through the cites of the word in classical literature, discovered the undoubtable source. Lorem Ipsum comes from sections 1.10.32 and 1.10.33 of "de Finibus Bonorum et Malorum" (The Extremes of Good and Evil) by Cicero, written in 45 BC. This book is a treatise on the theory of ethics, very popular during the Renaissance. The first line of Lorem Ipsum, "Lorem ipsum dolor sit amet..", comes from a line in section 1.10.32.

The standard chunk of Lorem Ipsum used since the 1500s is reproduced below for those interested. Sections 1.10.32 and 1.10.33 from "de Finibus Bonorum et Malorum" by Cicero are also reproduced in their exact original form, accompanied by English versions from the 1914 translation by H. Rackham

"Lorem ipsum dolor sit amet, consectetur adipisicing elit, sed do eiusmod tempor incididunt ut labore et dolore magna aliqua. Ut enim ad minim veniam, quis nostrud exercitation ullamco laboris nisi ut aliquip ex ea commodo consequat. Duis aute irure dolor in reprehenderit in voluptate velit esse cillum dolore eu fugiat nulla pariatur. Excepteur sint occaecat cupidatat non proident, sunt in culpa qui officia deserunt mollit anim id est laborum."

Section 1.10.32 of "de Finibus Bonorum et Malorum", written by Cicero in 45 BC: "Sed ut perspiciatis unde omnis iste natus error sit voluptatem accusantium doloremque laudantium, totam rem aperiam, eaque ipsa quae ab illo inventore veritatis et quasi architecto beatae vitae dicta sunt explicabo. Nemo enim ipsam voluptatem quia voluptas sit aspernatur aut odit aut fugit, sed quia consequuntur magni dolores eos qui ratione voluptatem sequi nesciunt. Neque porro quisquam est, qui dolorem ipsum quia dolor sit amet, consectetur, adipisci velit, sed quia non numquam eius modi tempora incidunt ut labore et dolore magnam aliquam quaerat voluptatem. Ut enim ad minima veniam, quis nostrum exercitationem ullam corporis suscipit laboriosam, nisi ut aliquid ex ea commodi consequatur? Quis autem vel eum iure reprehenderit qui in ea voluptate velit esse quam nihil molestiae consequatur, vel illum qui dolorem eum fugiat quo voluptas nulla pariatur?"

1914 translation by H. Rackham: "But I must explain to you how all this mistaken idea of denouncing pleasure and praising pain was born and I will give you a complete

account of the system, and expound the actual teachings of the great explorer of the truth, the master-builder of human happiness. No one rejects, dislikes, or avoids pleasure itself, because it is pleasure, but because those who do not know how to pursue pleasure rationally encounter consequences that are extremely painful. Nor again is there anyone who loves or pursues or desires to obtain pain of itself, because it is pain, but because occasionally circumstances occur in which toil and pain can procure him some great pleasure. To take a trivial example, which of us ever undertakes laborious physical exercise, except to obtain some advantage from it? But who has any right to find fault with a man who chooses to enjoy a pleasure that has no annoying consequences, or one who avoids a pain that produces no resultant pleasure?"

Section 1.10.33 of "de Finibus Bonorum et Malorum", written by Cicero in 45 BC: "At vero eos et accusamus et iusto odio dignissimos ducimus qui blanditiis praesentium voluptatum deleniti atque corrupti quos dolores et quas molestias excepturi sint occaecati cupiditate non provident, similique sunt in culpa qui officia deserunt mollitia animi, id est laborum et dolorum fuga. Et harum quidem rerum facilis est et expedita distinctio. Nam libero tempore, cum soluta nobis est eligendi optio cumque nihil impedit quo minus id quod maxime placeat facere possimus, omnis voluptas assumenda est, omnis dolor repellendus. Temporibus autem quibusdam et aut officiis debitis aut rerum necessitatibus saepe eveniet ut et voluptates repudiandae sint et molestiae non recusandae. Itaque earum rerum hic tenetur a sapiente delectus, ut aut reiciendis voluptatibus maiores alias consequatur aut perferendis doloribus asperiores repellat."

1914 translation by H. Rackham: "On the other hand, we denounce with righteous indignation and dislike men who are so beguiled and demoralized by the charms of pleasure of the moment, so blinded by desire, that they cannot foresee the pain and trouble that are bound to ensue; and equal blame belongs to those who fail in their duty through weakness of will, which is the same as saying through shrinking from toil and pain. These cases are perfectly simple and easy to distinguish. In a free hour, when our power of choice is untrammelled and when nothing prevents our being able to do what we like best, every pleasure is to be welcomed and every pain avoided. But in certain circumstances and owing to the claims of duty or the obligations of business it will frequently occur that pleasures have to be repudiated and annoyances accepted. The wise man therefore always holds in these matters to this principle of selection: he rejects pleasures to secure other greater pleasures, or else he endures pains to avoid worse pains."



# Chapter 2

## My second chapter

### 2.1 Reasonably long section title

I'm going to randomly include a picture Figure 2.1.

If you have trouble viewing this document contact Krishna at: [kks32@cam.ac.uk](mailto:kks32@cam.ac.uk) or raise an issue at <https://github.com/kks32/phd-thesis-template/>

### Enumeration

1. The first topic is dull
2. The second topic is duller
  - (a) The first subtopic is silly
  - (b) The second subtopic is stupid
3. The third topic is the dullest

### itemize

- The first topic is dull
- The second topic is duller
  - The first subtopic is silly
  - The second subtopic is stupid
- The third topic is the dullest




Fig. 2.1 This is just a long figure caption for the minion in Despicable Me from Pixar



## **description**

**The first topic** is dull

**The second topic** is duller

**The first subtopic** is silly

**The second subtopic** is stupid

**The third topic** is the dumbest

## 2.2 Hidden section

**Lorem ipsum dolor sit amet, consectetur adipiscing elit.** In magna nisi, aliquam id blandit id, congue ac est. Fusce porta consequat leo. Proin feugiat at felis vel consectetur. Ut tempus ipsum sit amet congue posuere. Nulla varius rutrum quam. Donec sed purus luctus, faucibus velit id, ultrices sapien. Cras diam purus, tincidunt eget tristique ut, egestas quis nulla. Curabitur vel iaculis lectus. Nunc nulla urna, ultrices et eleifend in, accumsan ut erat. In ut ante leo. Aenean a lacinia nisl, sit amet ullamcorper dolor. Maecenas blandit, tortor ut scelerisque congue, velit diam volutpat metus, sed vestibulum eros justo ut nulla. Etiam nec ipsum non enim luctus porta in in massa. Cras arcu urna, malesuada ut tellus ut, pellentesque mollis risus. Morbi vel tortor imperdiet arcu auctor mattis sit amet eu nisi. Nulla gravida urna vel nisl egestas varius. Aliquam posuere ante quis malesuada dignissim. Mauris ultrices tristique eros, a dignissim nisl iaculis nec. Praesent dapibus tincidunt mauris nec tempor. Curabitur et consequat nisi. Quisque viverra egestas risus, ut sodales enim blandit at. Mauris quis odio nulla. Cras euismod turpis magna, in facilisis diam congue non. Mauris faucibus nisl a orci dictum, et tempus mi cursus.

Etiam elementum tristique lacus, sit amet eleifend nibh eleifend sed <sup>1</sup>. Maecenas dapibus augue ut urna malesuada, non tempor nibh mollis. Donec sed sem sollicitudin, convallis velit aliquam, tincidunt diam. In eu venenatis lorem. Aliquam non augue porttitor tellus faucibus porta et nec ante. Proin sodales, libero vitae commodo sodales, dolor nisi cursus magna, non tincidunt ipsum nibh eget purus. Nam rutrum tincidunt arcu, tincidunt vulputate mi sagittis id. Proin et nisi nec orci tincidunt auctor et porta elit. Praesent eu dolor ac magna cursus euismod. Integer non dictum nunc.

---

<sup>1</sup>My footnote goes blah blah blah! ...




Fig. 2.2 Best Animations

Subplots

I can cite Wall-E (see Fig. 2.2b) and Minions in despicable me (Fig. 2.2c) or I can cite the whole figure as Fig. 2.2



# Chapter 3

## My third chapter

### 3.1 First section of the third chapter

And now I begin my third chapter here ...

And now to cite some more people Read [6], Ancey et al. [2]

#### 3.1.1 First subsection in the first section

...and some more

#### 3.1.2 Second subsection in the first section

...and some more ...

##### First subsub section in the second subsection

...and some more in the first subsub section otherwise it all looks the same doesn't it? well we can add some text to it ...

#### 3.1.3 Third subsection in the first section

...and some more ...

##### First subsub section in the third subsection

...and some more in the first subsub section otherwise it all looks the same doesn't it? well we can add some text to it and some more and some more and some more and some more and some more and some more and some more ...

### Second subsub section in the third subsection

... and some more in the first subsub section otherwise it all looks the same doesn't it? well we can add some text to it ...

## 3.2 Second section of the third chapter

and here I write more ...

## 3.3 The layout of formal tables

This section has been modified from “Publication quality tables in L<sup>A</sup>T<sub>E</sub>X<sup>\*</sup>” by Simon Fear.

The layout of a table has been established over centuries of experience and should only be altered in extraordinary circumstances.

When formatting a table, remember two simple guidelines at all times:

1. Never, ever use vertical rules (lines).
2. Never use double rules.

These guidelines may seem extreme but I have never found a good argument in favour of breaking them. For example, if you feel that the information in the left half of a table is so different from that on the right that it needs to be separated by a vertical line, then you should use two tables instead. Not everyone follows the second guideline:

There are three further guidelines worth mentioning here as they are generally not known outside the circle of professional typesetters and subeditors:

3. Put the units in the column heading (not in the body of the table).
4. Always precede a decimal point by a digit; thus 0.1 *not* just .1.
5. Do not use ‘ditto’ signs or any other such convention to repeat a previous value. In many circumstances a blank will serve just as well. If it won't, then repeat the value.

A frequently seen mistake is to use ‘`\begin{center}`’ ... ‘`\end{center}`’ inside a figure or table environment. This center environment can cause additional vertical space. If you want to avoid that just use ‘`\centering`’

Table 3.1 A badly formatted table

	Species I		Species II	
Dental measurement	mean	SD	mean	SD
I1MD	6.23	0.91	5.2	0.7
I1LL	7.48	0.56	8.7	0.71
I2MD	3.99	0.63	4.22	0.54
I2LL	6.81	0.02	6.66	0.01
CMD	13.47	0.09	10.55	0.05
CBL	11.88	0.05	13.11	0.04

Table 3.2 A nice looking table

Dental measurement	Species I		Species II	
	mean	SD	mean	SD
I1MD	6.23	0.91	5.2	0.7
I1LL	7.48	0.56	8.7	0.71
I2MD	3.99	0.63	4.22	0.54
I2LL	6.81	0.02	6.66	0.01
CMD	13.47	0.09	10.55	0.05
CBL	11.88	0.05	13.11	0.04

Table 3.3 Even better looking table using booktabs

Dental measurement	Species I		Species II	
	mean	SD	mean	SD
I1MD	6.23	0.91	5.2	0.7
I1LL	7.48	0.56	8.7	0.71
I2MD	3.99	0.63	4.22	0.54
I2LL	6.81	0.02	6.66	0.01
CMD	13.47	0.09	10.55	0.05
CBL	11.88	0.05	13.11	0.04





# References

- [1] Abramovich, Y. A., Aliprantis, C. D., and Burkinshaw, O. (1995). Another characterization of the invariant subspace problem. *Operator Theory in Function Spaces and Banach Lattices*. The A.C. Zaanen Anniversary Volume, *Operator Theory: Advances and Applications*, 75:15–31. Birkhäuser Verlag.
- [2] Ancey, C., Coussot, P., and Evesque, P. (1996). Examination of the possibility of a fluid-mechanics treatment of dense granular flows. *Mechanics of Cohesive-frictional Materials*, 1(4):385–403.
- [3] Aupetit, B. (1991). *A Primer on Spectral Theory*. Springer-Verlag, New York.
- [4] Conway, J. B. (1990). *A Course in Functional Analysis*. Springer-Verlag, New York, second edition.
- [5] Ljubič, J. I. and Macaev, V. I. (1965). On operators with a separable spectrum. *Amer. Math. Soc. Transl. (2)*, 47:89–129.
- [6] Read, C. J. (1985). A solution to the invariant subspace problem on the space  $l_1$ . *Bull. London Math. Soc.*, 17:305–317.



# Appendix A

## How to install L<sup>A</sup>T<sub>E</sub>X

### Windows OS

#### TeXLive package - full version

1. Download the TeXLive ISO (2.2GB) from  
<https://www.tug.org/texlive/>
2. Download WinCDEmu (if you don't have a virtual drive) from  
<http://wincdemu.sysprogs.org/download/>
3. To install Windows CD Emulator follow the instructions at  
<http://wincdemu.sysprogs.org/tutorials/install/>
4. Right click the iso and mount it using the WinCDEmu as shown in  
<http://wincdemu.sysprogs.org/tutorials/mount/>
5. Open your virtual drive and run setup.pl

or

#### Basic MikTeX - T<sub>E</sub>X distribution

1. Download Basic-MiK<sub>T</sub>E<sub>X</sub>(32bit or 64bit) from  
<http://miktex.org/download>
2. Run the installer
3. To add a new package go to Start » All Programs » MikTeX » Maintenance (Admin)  
and choose Package Manager

4. Select or search for packages to install

### **TexStudio - T<sub>E</sub>X editor**

1. Download TexStudio from  
<http://texstudio.sourceforge.net/#downloads>
2. Run the installer

## **Mac OS X**

### **MacTeX - T<sub>E</sub>X distribution**

1. Download the file from  
<https://www.tug.org/mactex/>
2. Extract and double click to run the installer. It does the entire configuration, sit back and relax.

### **TexStudio - T<sub>E</sub>X editor**

1. Download TexStudio from  
<http://texstudio.sourceforge.net/#downloads>
2. Extract and Start

## **Unix/Linux**

### **TeXLive - T<sub>E</sub>X distribution**

#### **Getting the distribution:**

1. TeXLive can be downloaded from  
<http://www.tug.org/texlive/acquire-netinstall.html>.
2. TeXLive is provided by most operating system you can use (rpm,apt-get or yum) to get TeXLive distributions

## Installation

1. Mount the ISO file in the mnt directory

```
mount -t iso9660 -o ro,loop,noauto /your/texlive####.iso /mnt
```

2. Install wget on your OS (use rpm, apt-get or yum install)
3. Run the installer script install-tl.

```
cd /your/download/directory
./install-tl
```

4. Enter command 'i' for installation
5. Post-Installation configuration:  
<http://www.tug.org/texlive/doc/texlive-en/texlive-en.html#x1-320003.4.1>
6. Set the path for the directory of TexLive binaries in your .bashrc file

### For 32bit OS

For Bourne-compatible shells such as bash, and using Intel x86 GNU/Linux and a default directory setup as an example, the file to edit might be

```
edit ~/.bashrc file and add following lines
PATH=/usr/local/texlive/2011/bin/i386-linux:$PATH;
export PATH
MANPATH=/usr/local/texlive/2011/texmf/doc/man:$MANPATH;
export MANPATH
INFOPATH=/usr/local/texlive/2011/texmf/doc/info:$INFOPATH;
export INFOPATH
```

### For 64bit OS

```
edit ~/.bashrc file and add following lines
PATH=/usr/local/texlive/2011/bin/x86_64-linux:$PATH;
export PATH
MANPATH=/usr/local/texlive/2011/texmf/doc/man:$MANPATH;
export MANPATH
```

```
INFOPATH=/usr/local/texlive/2011/texmf/doc/info:$INFOPATH;  
export INFOPATH
```

**Fedora/RedHat/CentOS:**

```
sudo yum install texlive  
sudo yum install psutils
```

**SUSE:**

```
sudo zypper install texlive
```

**Debian/Ubuntu:**

```
sudo apt-get install texlive texlive-latex-extra  
sudo apt-get install psutils
```

# Appendix B

## Installing the CUED class file

$\text{\LaTeX}$ .cls files can be accessed system-wide when they are placed in the  $\langle\text{texmf}\rangle/\text{tex}/\text{latex}$  directory, where  $\langle\text{texmf}\rangle$  is the root directory of the user's  $\text{\TeX}$  installation. On systems that have a local  $\text{texmf}$  tree ( $\langle\text{texmflocal}\rangle$ ), which may be named “ $\text{texmf-local}$ ” or “ $\text{localtexmf}$ ”, it may be advisable to install packages in  $\langle\text{texmflocal}\rangle$ , rather than  $\langle\text{texmf}\rangle$  as the contents of the former, unlike that of the latter, are preserved after the  $\text{\LaTeX}$  system is reinstalled and/or upgraded.

It is recommended that the user create a subdirectory  $\langle\text{texmf}\rangle/\text{tex}/\text{latex}/\text{CUED}$  for all CUED related  $\text{\LaTeX}$  class and package files. On some  $\text{\LaTeX}$  systems, the directory look-up tables will need to be refreshed after making additions or deletions to the system files. For  $\text{\TeX}$ Live systems this is accomplished via executing “ $\text{texhash}$ ” as root.  $\text{MikTeX}$  users can run “ $\text{initexmf -u}$ ” to accomplish the same thing.

Users not willing or able to install the files system-wide can install them in their personal directories, but will then have to provide the path (full or relative) in addition to the filename when referring to them in  $\text{\LaTeX}$ .





# **Index**

LaTeX class file, 1