

This is the title

Firstname Middlename Surname^{1*}, Firstname Middlename Familyname^{1,2†§},
Firstname Initials Surname^{2†¶}, Firstname Surname^{2*}

***For correspondence:**

email1@example.com (FMS);

email2@example.com (FS)

¹Institution 1; ²Institution 2

[†]These authors contributed equally to this work

[‡]These authors also contributed equally to this work

Present address: [§]Department, Institute, Country; [¶]Department, Institute, Country

Abstract Please provide an abstract of no more than 150 words. Your abstract should explain the main contributions of your article, and should not contain any material that is not included in the main text.

Introduction (Level 1 heading)

Thanks for using Overleaf to write your article. Your introduction goes here! Some examples of commonly used commands and features are listed below, to help you get started.

Here's a second paragraph to test paragraph indents. Lorem ipsum dolor sit amet, consectetur adipiscing elit. Ut purus elit, vestibulum ut, placerat ac, adipiscing vitae, felis. Curabitur dictum gravida mauris. Nam arcu libero, nonummy eget, consectetur id, vulputate a, magna. Donec vehicula augue eu neque. Pellentesque habitant morbi tristique senectus et netus et malesuada fames ac turpis egestas. Mauris ut leo. Cras viverra metus rhoncus sem. Nulla et lectus vestibulum urna fringilla ultrices. Phasellus eu tellus sit amet tortor gravida placerat. Integer sapien est, iaculis in, pretium quis, viverra ac, nunc. Praesent eget sem vel leo ultrices bibendum. Aenean faucibus. Morbi dolor nulla, malesuada eu, pulvinar at, mollis ac, nulla. Curabitur auctor semper nulla. Donec varius orci eget risus. Duis nibh mi, congue eu, accumsan eleifend, sagittis quis, diam. Duis eget orci sit amet orci dignissim rutrum.

Results (Level 1 heading)

Nam dui ligula, fringilla a, euismod sodales, sollicitudin vel, wisi. Morbi auctor lorem non justo. Nam lacus libero, pretium at, lobortis vitae, ultricies et, tellus. Donec aliquet, tortor sed accumsan bibendum, erat ligula aliquet magna, vitae ornare odio metus a mi. Morbi ac orci et nisl hendrerit mollis. Suspendisse ut massa. Cras nec ante. Pellentesque a nulla. Cum sociis natoque penatibus et magnis dis parturient montes, nascetur ridiculus mus. Aliquam tincidunt urna. Nulla ullamcorper vestibulum turpis. Pellentesque cursus luctus mauris.

Nulla malesuada porttitor diam. Donec felis erat, congue non, volutpat at, tincidunt tristique, libero. Vivamus viverra fermentum felis. Donec nonummy pellentesque ante. Phasellus adipiscing semper elit. Proin fermentum massa ac quam. Sed diam turpis, molestie vitae, placerat a, molestie nec, leo. Maecenas lacinia. Nam ipsum ligula, eleifend at, accumsan nec, suscipit a, ipsum. Morbi blandit ligula feugiat magna. Nunc eleifend consequat lorem. Sed lacinia nulla vitae enim. Pellentesque tincidunt purus vel magna. Integer non enim. Praesent euismod nunc eu purus. Donec bibendum quam in tellus. Nullam cursus pulvinar lectus. Donec et mi. Nam vulputate metus eu enim. Vestibulum pellentesque felis eu massa.

Level 2 Heading

Nulla malesuada porttitor diam. Donec felis erat, congue non, volutpat at, tincidunt tristique, libero. Vivamus viverra fermentum felis. Donec nonummy pellentesque ante. Phasellus adipiscing semper elit. Proin fermentum massa ac quam. Sed diam turpis, molestie vitae, placerat a, molestie nec, leo.

Table 1. Automobile Land Speed Records (GR 5-10).

Speed (mph)	Driver	Car	Engine	Date
407.447	Craig Breedlove	Spirit of America	GE J47	8/5/63
413.199	Tom Green	Wingfoot Express	WE J46	10/2/64
434.22	Art Arfons	Green Monster	GE J79	10/5/64
468.719	Craig Breedlove	Spirit of America	GE J79	10/13/64
526.277	Craig Breedlove	Spirit of America	GE J79	10/15/65
536.712	Art Arfons	Green Monster	GE J79	10/27/65
555.127	Craig Breedlove	Spirit of America, Sonic 1	GE J79	11/2/65
576.553	Art Arfons	Green Monster	GE J79	11/7/65
600.601	Craig Breedlove	Spirit of America, Sonic 1	GE J79	11/15/65
622.407	Gary Gabelich	Blue Flame	Rocket	10/23/70
633.468	Richard Noble	Thrust 2	RR RG 146	10/4/83
763.035	Andy Green	Thrust SSC	RR Spey	10/15/97

Source: https://www.sedl.org/afterschool/toolkits/science/pdf/ast_sci_data_tables_sample.pdf

Table 1–source data 1. This is a description of a data source.

42 Maecenas lacinia. Nam ipsum ligula, eleifend at, accumsan nec, suscipit a, ipsum. Morbi blandit
 43 ligula feugiat magna. Nunc eleifend consequat lorem. Sed lacinia nulla vitae enim. Pellentesque
 44 tincidunt purus vel magna. Integer non enim. Praesent euismod nunc eu purus. Donec bibendum
 45 quam in tellus. Nullam cursus pulvinar lectus. Donec et mi. Nam vulputate metus eu enim.
 46 Vestibulum pellentesque felis eu massa.

47 Level 3 Heading

48 Fusce mauris. Vestibulum luctus nibh at lectus. Sed bibendum, nulla a faucibus semper, leo velit
 49 ultricies tellus, ac venenatis arcu wisi vel nisl. Vestibulum diam. Aliquam pellentesque, augue quis
 50 sagittis posuere, turpis lacus congue quam, in hendrerit risus eros eget felis. Maecenas eget erat in
 51 sapien mattis porttitor. Vestibulum porttitor. Nulla facilisi. Sed a turpis eu lacus commodo facilisis.
 52 Morbi fringilla, wisi in dignissim interdum, justo lectus sagittis dui, et vehicula libero dui cursus
 53 dui. Mauris tempor ligula sed lacus. Duis cursus enim ut augue. Cras ac magna. Cras nulla. Nulla
 54 egestas. Curabitur a leo. Quisque egestas wisi eget nunc. Nam feugiat lacus vel est. Curabitur
 55 consectetur.

56 Level 4 Heading

57 Sed commodo posuere pede. Mauris ut est. Ut quis purus. Sed ac odio. Sed vehicula hendrerit
 58 sem. Duis non odio. Morbi ut dui. Sed accumsan risus eget odio. In hac habitasse platea dictumst.
 59 Pellentesque non elit. Fusce sed justo eu urna porta tincidunt. Mauris felis odio, sollicitudin sed,
 60 volutpat a, ornare ac, erat. Morbi quis dolor. Donec pellentesque, erat ac sagittis semper, nunc dui
 61 lobortis purus, quis congue purus metus ultricies tellus. Proin et quam. Class aptent taciti sociosqu
 62 ad litora torquent per conubia nostra, per inceptos hymenaeos. Praesent sapien turpis, fermentum
 63 vel, eleifend faucibus, vehicula eu, lacus.

64 Discussion

65 Morbi luctus, wisi viverra faucibus pretium, nibh est placerat odio, nec commodo wisi enim eget
 66 quam. Quisque libero justo, consectetur a, feugiat vitae, porttitor eu, libero. Suspendisse sed
 67 mauris vitae elit sollicitudin malesuada. Maecenas ultricies eros sit amet ante. Ut venenatis velit.
 68 Maecenas sed mi eget dui varius euismod. Phasellus aliquet volutpat odio. Vestibulum ante ipsum
 69 primis in faucibus orci luctus et ultrices posuere cubilia Curae; Pellentesque sit amet pede ac sem
 70 eleifend consectetur. Nullam elementum, urna vel imperdiet sodales, elit ipsum pharetra ligula,

71 ac pretium ante justo a nulla. Curabitur tristique arcu eu metus. Vestibulum lectus. Proin mauris.
 72 Proin eu nunc eu urna hendrerit faucibus. Aliquam auctor, pede consequat laoreet varius, eros
 73 tellus scelerisque quam, pellentesque hendrerit ipsum dolor sed augue. Nulla nec lacus.

74 **Methods and Materials**

75 Guidelines can be included for standard research article sections, such as this one.

76 Nulla malesuada porttitor diam. Donec felis erat, congue non, volutpat at, tincidunt tristique,
 77 libero. Vivamus viverra fermentum felis. Donec nonummy pellentesque ante. Phasellus adipiscing
 78 semper elit. Proin fermentum massa ac quam. Sed diam turpis, molestie vitae, placerat a, molestie
 79 nec, leo. Maecenas lacinia. Nam ipsum ligula, eleifend at, accumsan nec, suscipit a, ipsum.
 80 Morbi blandit ligula feugiat magna. Nunc eleifend consequat lorem. Sed lacinia nulla vitae enim.
 81 Pellentesque tincidunt purus vel magna. Integer non enim. Praesent euismod nunc eu purus.
 82 Donec bibendum quam in tellus. Nullam cursus pulvinar lectus. Donec et mi. Nam vulputate metus
 83 eu enim. Vestibulum pellentesque felis eu massa.

84 **Some \LaTeX Examples**

85 Use section and subsection commands to organize your document. \LaTeX handles all the formatting
 86 and numbering automatically. Use ref and label commands for cross-references.

87 **Figures and Tables**

88 Use the table and tabular commands for basic tables — see *Table 1*, for example.

89 You can upload a figure (JPEG, PNG or PDF) using the project menu. To include it in your
 90 document, use the `\includegraphics` command as in the code for *Figure 3*.

91 For a half-width figure or table with text wrapping around it, use

```
92 \begin{wrapfigure}{l}{.46\textwidth}
93   \includegraphics[width=\hsize]{...}
94   \caption{...}\label{...}
95 \end{wrapfigure}
```

96 as in *Figure 1*. For tables:

```
97 \begin{wraptable}{l}{.46\textwidth}{
98   \begin{tabular}{...}
99   ...
100  \end{tabular}}
101  \caption{...}\label{...}
102 \end{wraptable}
```

103 Be careful with these, though, as they may behave strangely near page boundaries, sectional
 104 headings, or in the neighbourhood of lists or too many floats.

105 If you use the following prefixes for your `\label`:

106 **Figures** `fig:`, e.g. `\label{fig:view}`

107 **Figure Supplements** `figsupp:`, e.g. `\label{figsupp:sf1}`

108 (we'll assume `figsupp:sf1` is a figure supplement of `fig:view` in our example)

109 **Tables** `tab:`, e.g. `\label{tab:example}`

110 **Equations** `eq:`, e.g. `\label{eq:CLT}`

111 **Boxes** `box:`, e.g. `\label{box:simple}`

112 you can then use the convenience commands `\FIG{view}`, `\FIGSUPP[view]{sf1}`, `\TABLE{example}`,
 113 `\EQ{CLT}` and `\BOX{simple}` *without* the label prefixes, to generate cross-references *Figure 3*, *Fig-*
 114 *ure 3–Figure Supplement 1*, *Table 1*, *Equation 1* and *Box 1*. Alternatively, use `\autoref` with the full

115 label, e.g. **Appendix 1** (although this may not work correctly for figures and tables in the appendices
116 or boxes nor supplements at present).

117 Really wide figures or tables, that take up the entire page, including the gutter space: use
118 `\begin{fullwidth}... \end{fullwidth}` as in **Figure 2**. And sometimes you may want to use feature
119 boxes like **Box 1**.



120
121
122
123
124
125
126
127
128
129
130
131
132
133
134
135
136 **Figure 1.** A half-columnwidth image using
137 `wrapfigure`, to be used sparingly. Note that using a
138 `wrapfigure` before a sectional heading, near other
139 floats or page boundaries is not recommended, as
140 it may cause interesting layout issues. Use the
141 optional argument to `wrapfigure` to control how
142 many lines of text should be set half-width
143 alongside it.

144
145 hendrerit mollis. Suspendisse ut massa. Cras nec ante. Pellentesque a nulla. Cum sociis natoque
146 penatibus et magnis dis parturient montes, nascetur ridiculus mus. Aliquam tincidunt urna. Nulla
147 ullamcorper vestibulum turpis. Pellentesque cursus luctus mauris.

148 Citations

149 LaTeX formats citations and references automatically using the bibliography records in your .bib
150 file, which you can edit via the project menu. Use the `\cite` command for an inline citation, like
151 **Aivazian et al. (2006)**, and the `\citep` command for a citation in parentheses (**Aivazian et al., 2006**).
152 The LaTeX template uses a slightly-modified Vancouver bibliography style. If your manuscript is
153 accepted, the eLife production team will re-format the references into the final published form. *It is*
154 *not necessary to attempt to format the reference list yourself to mirror the final published form.*

171 Mathematics

172 LaTeX is great at typesetting mathematics. Let X_1, X_2, \dots, X_n be a sequence of independent and
173 identically distributed random variables with $E[X_i] = \mu$ and $\text{Var}[X_i] = \sigma^2 < \infty$, and let

$$S_n = \frac{X_1 + X_2 + \dots + X_n}{n} = \frac{1}{n} \sum_i^n X_i \quad (1)$$

174 denote their mean. Then as n approaches infinity, the random variables $\sqrt{n}(S_n - \mu)$ converge in
175 distribution to a normal $\mathcal{N}(0, \sigma^2)$.

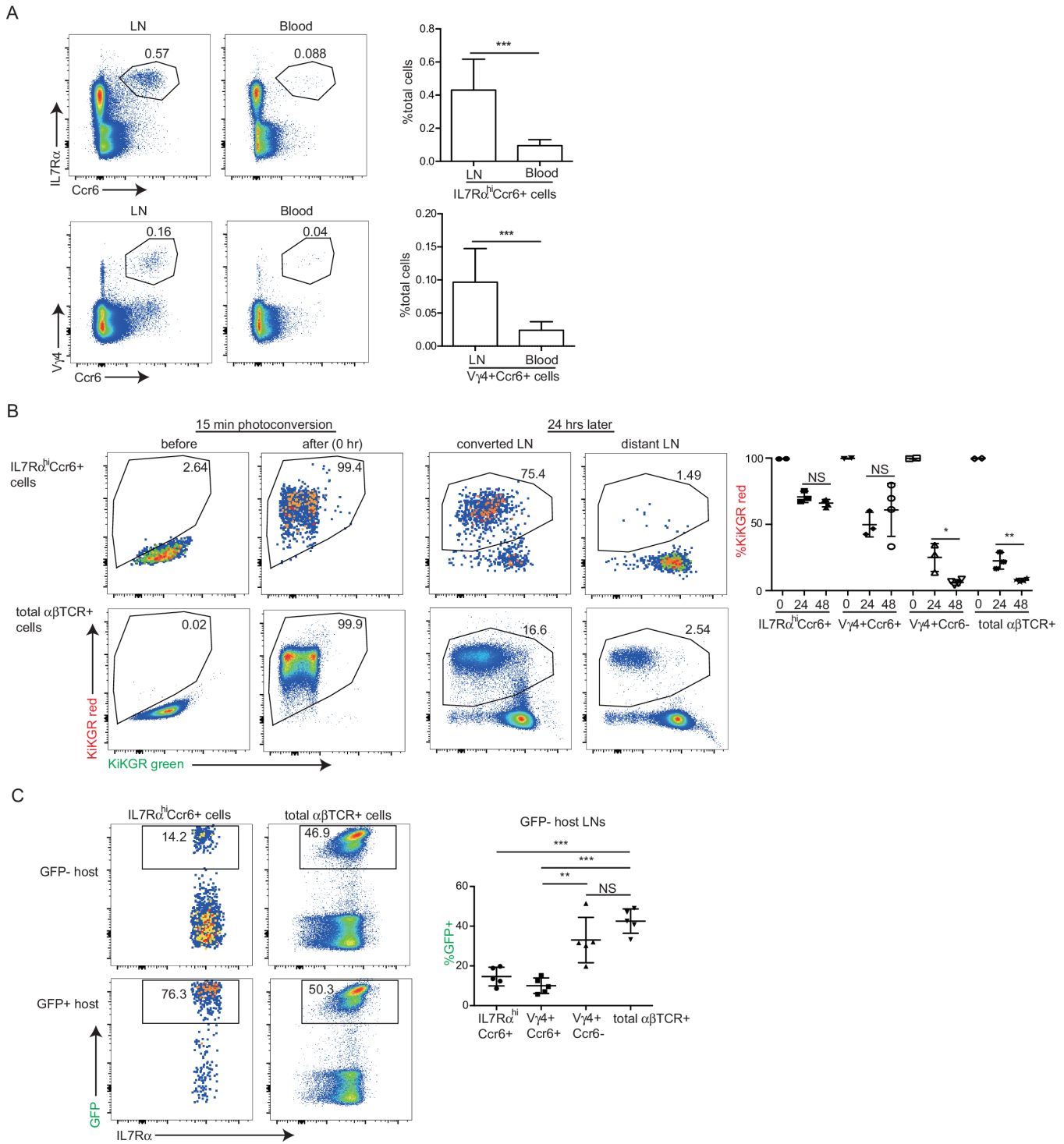



Figure 2. A very wide figure that takes up the entire page, including the gutter space.

Figure 2-Figure supplement 1. There is no limit on the number of Figure Supplements for any one primary figure. Each figure supplement should be clearly labelled, Figure 1-Figure Supplement 1, Figure 1-Figure Supplement 2, Figure 2-Figure Supplement 1 and so on, and have a short title (and optional legend). Figure Supplements should be referred to in the legend of the associated primary figure, and should also be listed at the end of the article text file.

156 **Box 1. This is an example feature box**

157 This is a feature box. It floats!



159 **Box 1 Figure 1.** 'Figure' and 'table' captions in feature boxes should be entered with `\featurefig` and
160 `\featuretable`. They're not really floats.

161 Lorem ipsum dolor sit amet, consectetur adipiscing elit. Ut purus elit, vestibulum ut, placerat
162 ac, adipiscing vitae, felis. Curabitur dictum gravida mauris. Nam arcu libero, nonummy eget,
163 consectetur id, vulputate a, magna. Donec vehicula augue eu neque. Pellentesque habitant
164 morbi tristique senectus et netus et malesuada fames ac turpis egestas. Mauris ut leo. Cras
165 viverra metus rhoncus sem. Nulla et lectus vestibulum urna fringilla ultrices. Phasellus eu
166 tellus sit amet tortor gravida placerat. Integer sapien est, iaculis in, pretium quis, viverra ac,
167 nunc. Praesent eget sem vel leo ultrices bibendum. Aenean faucibus. Morbi dolor nulla,
168 malesuada eu, pulvinar at, mollis ac, nulla. Curabitur auctor semper nulla. Donec varius orci
169 eget risus. Duis nibh mi, congue eu, accumsan eleifend, sagittis quis, diam. Duis eget orci sit
170 amet orci dignissim rutrum.

176 Nulla malesuada porttitor diam. Donec felis erat, congue non, volutpat at, tincidunt tristique,
177 libero. Vivamus viverra fermentum felis. Donec nonummy pellentesque ante. Phasellus adipiscing
178 semper elit. Proin fermentum massa ac quam. Sed diam turpis, molestie vitae, placerat a, molestie
179 nec, leo. Maecenas lacinia. Nam ipsum ligula, eleifend at, accumsan nec, suscipit a, ipsum.
180 Morbi blandit ligula feugiat magna. Nunc eleifend consequat lorem. Sed lacinia nulla vitae enim.
181 Pellentesque tincidunt purus vel magna. Integer non enim. Praesent euismod nunc eu purus.
182 Donec bibendum quam in tellus. Nullam cursus pulvinar lectus. Donec et mi. Nam vulputate metus
183 eu enim. Vestibulum pellentesque felis eu massa.

184 **Other Chemistry Niceties**

185 You can use commands from the `mhchem` and `siunitx` packages. For example: $C_{32}H_{64}NO_7S$; 5 μm ;
186 30 $^{\circ}\text{C}$; $5 \times 10^{-17} \text{ M}$

187 **Lists**

188 You can make lists with automatic numbering ...

- 189 1. Like this,
190 2. and like this.

191 ...or bullet points ...

- 192 • Like this,
193 • and like this.

194 ...or with words and descriptions ...

195 **Word** Definition

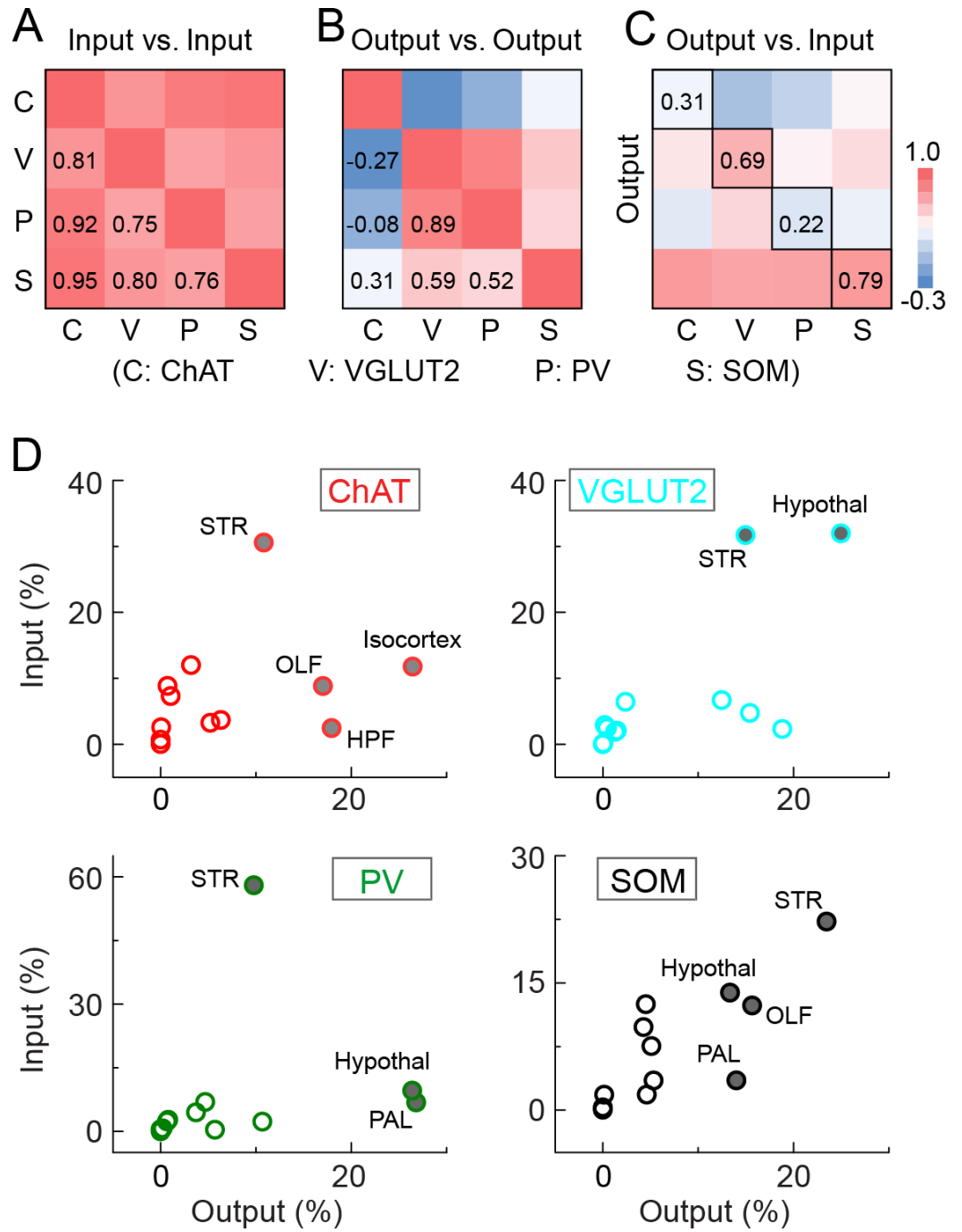


Figure 3. A text-width example.

Figure 3-Figure supplement 1. Shorter caption for main text.

Figure 3-Figure supplement 2. This is another supplementary figure.

Figure 3-source data 1. This is a description of a data source.

Figure 3-source data 2. This is another description of a data source.

196 **Concept** Explanation

197 **Idea** Text

198 Some filler text, because empty templates look really poorly. Lorem ipsum dolor sit amet,
 199 consectetur adipiscing elit. Ut purus elit, vestibulum ut, placerat ac, adipiscing vitae, felis. Curabitur
 200 dictum gravida mauris. Nam arcu libero, nonummy eget, consectetur id, vulputate a, magna.
 201 Donec vehicula augue eu neque. Pellentesque habitant morbi tristique senectus et netus et
 202 malesuada fames ac turpis egestas. Mauris ut leo. Cras viverra metus rhoncus sem. Nulla et lectus
 203 vestibulum urna fringilla ultrices. Phasellus eu tellus sit amet tortor gravida placerat. Integer sapien
 204 est, iaculis in, pretium quis, viverra ac, nunc. Praesent eget sem vel leo ultrices bibendum. Aenean
 205 faucibus. Morbi dolor nulla, malesuada eu, pulvinar at, mollis ac, nulla. Curabitur auctor semper
 206 nulla. Donec varius orci eget risus. Duis nibh mi, congue eu, accumsan eleifend, sagittis quis, diam.
 207 Duis eget orci sit amet orci dignissim rutrum.

208 Acknowledgments

209 Additional information can be given in the template, such as to not include funder information in
 210 the acknowledgments section.

211 References

- 212 **Aivazian D**, Serrano RL, Pfeffer S. TIP47 is a key effector for Rab9 localization. *The Journal of Cell Biology*. 2006;
 213 173(6):917–926. <http://jcb.rupress.org/content/173/6/917>, doi: <http://dx.doi.org/10.1083/jcb.200510010>.
- 214 **Bloss CS**, Wineinger NE, Peters M, Boeldt DL, Ariniello L, Kim JY, Sheard J, Komatireddy R, Barrett P,
 215 Topol EJ. A prospective randomized trial examining health care utilization in individuals using multiple
 216 smartphone-enabled biosensors. *bioRxiv*. 2016; <http://biorxiv.org/content/early/2016/01/14/029983>, doi:
 217 <http://dx.doi.org/10.1101/029983>.
- 218 **Brettar I**, Christen R, Höfle MG. *Aquiflexum balticum* gen. nov., sp. nov., a novel marine bacterium
 219 of the Cytophaga–Flavobacterium–Bacteroides group isolated from surface water of the central Baltic
 220 Sea. *International Journal of Systematic and Evolutionary Microbiology*. 2004; 54(6):2335–2341. [http://](http://ijs.microbiologyresearch.org/content/journal/ijsem/10.1099/ijms.0.63255-0)
 221 ijs.microbiologyresearch.org/content/journal/ijsem/10.1099/ijms.0.63255-0.
- 222 **Brettar I**, Christen R, Höfle MG. *Belliella baltica* gen. nov., sp. nov., a novel marine bacterium of the Cy-
 223 tophaga–Flavobacterium–Bacteroides group isolated from surface water of the central Baltic Sea. *Internation-*
 224 *al Journal of Systematic and Evolutionary Microbiology*. 2004; 54(1):65–70. [http://ijs.microbiologyresearch.](http://ijs.microbiologyresearch.org/content/journal/ijsem/10.1099/ijms.0.02752-0)
 225 [org/content/journal/ijsem/10.1099/ijms.0.02752-0](http://ijs.microbiologyresearch.org/content/journal/ijsem/10.1099/ijms.0.02752-0).
- 226 **McQuilton P**, St Pierre SE, Thurmond J, the FlyBase Consortium. FlyBase 101 – the basics of navigating FlyBase.
 227 *Nucleic Acids Research*. 2012; 40(D1):D706–D714. <http://nar.oxfordjournals.org/content/40/D1/D706.abstract>,
 228 doi: <http://dx.doi.org/10.1093/nar/gkr1030>.

229 **Appendix 1**230 **Firstly**

231 Lorem ipsum dolor sit amet, consectetur adipiscing elit. Ut purus elit, vestibulum ut,
 232 placerat ac, adipiscing vitae, felis. Curabitur dictum gravida mauris. Nam arcu libero,
 233 nonummy eget, consectetur id, vulputate a, magna. Donec vehicula augue eu neque.
 234 Pellentesque habitant morbi tristique senectus et netus et malesuada fames ac turpis
 235 egestas. Mauris ut leo. Cras viverra metus rhoncus sem. Nulla et lectus vestibulum urna
 236 fringilla ultrices. Phasellus eu tellus sit amet tortor gravida placerat. Integer sapien est, iaculis
 237 in, pretium quis, viverra ac, nunc. Praesent eget sem vel leo ultrices bibendum. Aenean
 238 faucibus. Morbi dolor nulla, malesuada eu, pulvinar at, mollis ac, nulla. Curabitur auctor
 239 semper nulla. Donec varius orci eget risus. Duis nibh mi, congue eu, accumsan eleifend,
 240 sagittis quis, diam. Duis eget orci sit amet orci dignissim rutrum.



241
 242
 244 **Appendix 1 Figure 1.** This is a figure in the appendix

245 **Secondly**

246 Fusce mauris. Vestibulum luctus nibh at lectus. Sed bibendum, nulla a faucibus semper, leo
 247 velit ultricies tellus, ac venenatis arcu wisi vel nisl. Vestibulum diam. Aliquam pellentesque,
 248 augue quis sagittis posuere, turpis lacus congue quam, in hendrerit risus eros eget felis.
 249 Maecenas eget erat in sapien mattis porttitor. Vestibulum porttitor. Nulla facilisi. Sed a
 250 turpis eu lacus commodo facilisis. Morbi fringilla, wisi in dignissim interdum, justo lectus
 251 sagittis dui, et vehicula libero dui cursus dui. Mauris tempor ligula sed lacus. Duis cursus
 252 enim ut augue. Cras ac magna. Cras nulla. Nulla egestas. Curabitur a leo. Quisque egestas
 253 wisi eget nunc. Nam feugiat lacus vel est. Curabitur consectetur.

254 Suspendisse vel felis. Ut lorem lorem, interdum eu, tincidunt sit amet, laoreet vitae, arcu.
 255 Aenean faucibus pede eu ante. Praesent enim elit, rutrum at, molestie non, nonummy vel,
 256 nisl. Ut lectus eros, malesuada sit amet, fermentum eu, sodales cursus, magna. Donec eu
 257 purus. Quisque vehicula, urna sed ultricies auctor, pede lorem egestas dui, et convallis elit
 258 erat sed nulla. Donec luctus. Curabitur et nunc. Aliquam dolor odio, commodo pretium,
 259 ultricies non, pharetra in, velit. Integer arcu est, nonummy in, fermentum faucibus, egestas
 260 vel, odio.

261 Sed commodo posuere pede. Mauris ut est. Ut quis purus. Sed ac odio. Sed vehicula
262 hendrerit sem. Duis non odio. Morbi ut dui. Sed accumsan risus eget odio. In hac habitasse
263 platea dictumst. Pellentesque non elit. Fusce sed justo eu urna porta tincidunt. Mauris felis
264 odio, sollicitudin sed, volutpat a, ornare ac, erat. Morbi quis dolor. Donec pellentesque, erat
265 ac sagittis semper, nunc dui lobortis purus, quis congue purus metus ultricies tellus. Proin
266 et quam. Class aptent taciti sociosqu ad litora torquent per conubia nostra, per inceptos
267 hymenaeos. Praesent sapien turpis, fermentum vel, eleifend faucibus, vehicula eu, lacus.

268 Pellentesque habitant morbi tristique senectus et netus et malesuada fames ac turpis
269 egestas. Donec odio elit, dictum in, hendrerit sit amet, egestas sed, leo. Praesent feugiat
270 sapien aliquet odio. Integer vitae justo. Aliquam vestibulum fringilla lorem. Sed neque lectus,
271 consectetur at, consectetur sed, eleifend ac, lectus. Nulla facilisi. Pellentesque eget lectus.
272 Proin eu metus. Sed porttitor. In hac habitasse platea dictumst. Suspendisse eu lectus. Ut
273 mi mi, lacinia sit amet, placerat et, mollis vitae, dui. Sed ante tellus, tristique ut, iaculis eu,
274 malesuada ac, dui. Mauris nibh leo, facilisis non, adipiscing quis, ultrices a, dui.



275
276
278

Appendix 1 Figure 2. This is a figure in the appendix

279 **Appendix 2**



280
282

Appendix 2 Figure 1. This is a figure in the appendix

283



Figure 2–Figure supplement 1. There is no limit on the number of Figure Supplements for any one primary figure. Each figure supplement should be clearly labelled, Figure 1–Figure Supplement 1, Figure 1–Figure Supplement 2, Figure 2–Figure Supplement 1 and so on, and have a short title (and optional legend). Figure Supplements should be referred to in the legend of the associated primary figure, and should also be listed at the end of the article text file.

284



Figure 3–Figure supplement 1. This is a supplementary figure's full caption, which will be used at the end of the manuscript.

285



Figure 3–Figure supplement 2. This is another supplementary figure.