

This is the title

Firstname Middlename Surname^{1*}, Firstname Middlename Familyname^{1,2†§},
Firstname Initials Surname^{2†¶}, Firstname Surname^{2*}

***For correspondence:**

email1@example.com (FMS);

email2@example.com (FS)

¹Institution 1; ²Institution 2

[†]These authors contributed equally to this work

[‡]These authors also contributed equally to this work

Present address: [§]Department, Institute, Country; [¶]Department, Institute, Country

Abstract Please provide an abstract of no more than 150 words. Your abstract should explain the main contributions of your article, and should not contain any material that is not included in the main text.

Introduction (Level 1 heading)

Thanks for using Overleaf to write your article. Your introduction goes here! Some examples of commonly used commands and features are listed below, to help you get started.

Here's a second paragraph to test paragraph indents. Lorem ipsum dolor sit amet, consectetur adipiscing elit. Ut purus elit, vestibulum ut, placerat ac, adipiscing vitae, felis. Curabitur dictum gravida mauris. Nam arcu libero, nonummy eget, consectetur id, vulputate a, magna. Donec vehicula augue eu neque. Pellentesque habitant morbi tristique senectus et netus et malesuada fames ac turpis egestas. Mauris ut leo. Cras viverra metus rhoncus sem. Nulla et lectus vestibulum urna fringilla ultrices. Phasellus eu tellus sit amet tortor gravida placerat. Integer sapien est, iaculis in, pretium quis, viverra ac, nunc. Praesent eget sem vel leo ultrices bibendum. Aenean faucibus. Morbi dolor nulla, malesuada eu, pulvinar at, mollis ac, nulla. Curabitur auctor semper nulla. Donec varius orci eget risus. Duis nibh mi, congue eu, accumsan eleifend, sagittis quis, diam. Duis eget orci sit amet orci dignissim rutrum.

Results (Level 1 heading)

Nam dui ligula, fringilla a, euismod sodales, sollicitudin vel, wisi. Morbi auctor lorem non justo. Nam lacus libero, pretium at, lobortis vitae, ultricies et, tellus. Donec aliquet, tortor sed accumsan bibendum, erat ligula aliquet magna, vitae ornare odio metus a mi. Morbi ac orci et nisl hendrerit mollis. Suspendisse ut massa. Cras nec ante. Pellentesque a nulla. Cum sociis natoque penatibus et magnis dis parturient montes, nascetur ridiculus mus. Aliquam tincidunt urna. Nulla ullamcorper vestibulum turpis. Pellentesque cursus luctus mauris.

Nulla malesuada porttitor diam. Donec felis erat, congue non, volutpat at, tincidunt tristique, libero. Vivamus viverra fermentum felis. Donec nonummy pellentesque ante. Phasellus adipiscing semper elit. Proin fermentum massa ac quam. Sed diam turpis, molestie vitae, placerat a, molestie nec, leo. Maecenas lacinia. Nam ipsum ligula, eleifend at, accumsan nec, suscipit a, ipsum. Morbi blandit ligula feugiat magna. Nunc eleifend consequat lorem. Sed lacinia nulla vitae enim. Pellentesque tincidunt purus vel magna. Integer non enim. Praesent euismod nunc eu purus. Donec bibendum quam in tellus. Nullam cursus pulvinar lectus. Donec et mi. Nam vulputate metus eu enim. Vestibulum pellentesque felis eu massa.

Level 2 Heading

Nulla malesuada porttitor diam. Donec felis erat, congue non, volutpat at, tincidunt tristique, libero. Vivamus viverra fermentum felis. Donec nonummy pellentesque ante. Phasellus adipiscing semper elit. Proin fermentum massa ac quam. Sed diam turpis, molestie vitae, placerat a, molestie nec, leo.

Table 1. Automobile Land Speed Records (GR 5-10).

Speed (mph)	Driver	Car	Engine	Date
407.447	Craig Breedlove	Spirit of America	GE J47	8/5/63
413.199	Tom Green	Wingfoot Express	WE J46	10/2/64
434.22	Art Arfons	Green Monster	GE J79	10/5/64
468.719	Craig Breedlove	Spirit of America	GE J79	10/13/64
526.277	Craig Breedlove	Spirit of America	GE J79	10/15/65
536.712	Art Arfons	Green Monster	GE J79	10/27/65
555.127	Craig Breedlove	Spirit of America, Sonic 1	GE J79	11/2/65
576.553	Art Arfons	Green Monster	GE J79	11/7/65
600.601	Craig Breedlove	Spirit of America, Sonic 1	GE J79	11/15/65
622.407	Gary Gabelich	Blue Flame	Rocket	10/23/70
633.468	Richard Noble	Thrust 2	RR RG 146	10/4/83
763.035	Andy Green	Thrust SSC	RR Spey	10/15/97

Source: https://www.sedl.org/afterschool/toolkits/science/pdf/ast_sci_data_tables_sample.pdf

42 Maecenas lacinia. Nam ipsum ligula, eleifend at, accumsan nec, suscipit a, ipsum. Morbi blandit
 43 ligula feugiat magna. Nunc eleifend consequat lorem. Sed lacinia nulla vitae enim. Pellentesque
 44 tincidunt purus vel magna. Integer non enim. Praesent euismod nunc eu purus. Donec bibendum
 45 quam in tellus. Nullam cursus pulvinar lectus. Donec et mi. Nam vulputate metus eu enim.
 46 Vestibulum pellentesque felis eu massa.

47 Level 3 Heading

48 Fusce mauris. Vestibulum luctus nibh at lectus. Sed bibendum, nulla a faucibus semper, leo velit
 49 ultricies tellus, ac venenatis arcu wisi vel nisl. Vestibulum diam. Aliquam pellentesque, augue quis
 50 sagittis posuere, turpis lacus congue quam, in hendrerit risus eros eget felis. Maecenas eget erat in
 51 sapien mattis porttitor. Vestibulum porttitor. Nulla facilisi. Sed a turpis eu lacus commodo facilisis.
 52 Morbi fringilla, wisi in dignissim interdum, justo lectus sagittis dui, et vehicula libero dui cursus
 53 dui. Mauris tempor ligula sed lacus. Duis cursus enim ut augue. Cras ac magna. Cras nulla. Nulla
 54 egestas. Curabitur a leo. Quisque egestas wisi eget nunc. Nam feugiat lacus vel est. Curabitur
 55 consetetur.

56 Level 4 Heading

57 Sed commodo posuere pede. Mauris ut est. Ut quis purus. Sed ac odio. Sed vehicula hendrerit
 58 sem. Duis non odio. Morbi ut dui. Sed accumsan risus eget odio. In hac habitasse platea dictumst.
 59 Pellentesque non elit. Fusce sed justo eu urna porta tincidunt. Mauris felis odio, sollicitudin sed,
 60 volutpat a, ornare ac, erat. Morbi quis dolor. Donec pellentesque, erat ac sagittis semper, nunc dui
 61 lobortis purus, quis congue purus metus ultricies tellus. Proin et quam. Class aptent taciti sociosqu
 62 ad litora torquent per conubia nostra, per inceptos hymenaeos. Praesent sapien turpis, fermentum
 63 vel, eleifend faucibus, vehicula eu, lacus.

64 Discussion

65 Morbi luctus, wisi viverra faucibus pretium, nibh est placerat odio, nec commodo wisi enim eget
 66 quam. Quisque libero justo, consetetur a, feugiat vitae, porttitor eu, libero. Suspendisse sed
 67 mauris vitae elit sollicitudin malesuada. Maecenas ultricies eros sit amet ante. Ut venenatis velit.
 68 Maecenas sed mi eget dui varius euismod. Phasellus aliquet volutpat odio. Vestibulum ante ipsum
 69 primis in faucibus orci luctus et ultrices posuere cubilia Curae; Pellentesque sit amet pede ac sem
 70 eleifend consetetur. Nullam elementum, urna vel imperdiet sodales, elit ipsum pharetra ligula,
 71 ac pretium ante justo a nulla. Curabitur tristique arcu eu metus. Vestibulum lectus. Proin mauris.

72 Proin eu nunc eu urna hendrerit faucibus. Aliquam auctor, pede consequat laoreet varius, eros
73 tellus scelerisque quam, pellentesque hendrerit ipsum dolor sed augue. Nulla nec lacus.

74 **Methods and Materials**

75 Guidelines can be included for standard research article sections, such as this one.

76 Nulla malesuada porttitor diam. Donec felis erat, congue non, volutpat at, tincidunt tristique,
77 libero. Vivamus viverra fermentum felis. Donec nonummy pellentesque ante. Phasellus adipiscing
78 semper elit. Proin fermentum massa ac quam. Sed diam turpis, molestie vitae, placerat a, molestie
79 nec, leo. Maecenas lacinia. Nam ipsum ligula, eleifend at, accumsan nec, suscipit a, ipsum.
80 Morbi blandit ligula feugiat magna. Nunc eleifend consequat lorem. Sed lacinia nulla vitae enim.
81 Pellentesque tincidunt purus vel magna. Integer non enim. Praesent euismod nunc eu purus.
82 Donec bibendum quam in tellus. Nullam cursus pulvinar lectus. Donec et mi. Nam vulputate metus
83 eu enim. Vestibulum pellentesque felis eu massa.

84 **Some \LaTeX Examples**

85 Use section and subsection commands to organize your document. \LaTeX handles all the formatting
86 and numbering automatically. Use ref and label commands for cross-references.

87 **Figures and Tables**

88 Use the table and tabular commands for basic tables — see **Table 1**, for example.

89 You can upload a figure (JPEG, PNG or PDF) using the project menu. To include it in your
90 document, use the `\includegraphics` command as in the code for **Figure 3**.

91 For a half-width figure or table with text wrapping around it, use

```
92 \begin{wrapfigure}{1}{.46\textwidth}
93   \includegraphics[width=\hsize]{...}
94   \caption{...}\label{...}
95 \end{wrapfigure}
```

96 as in **Figure 1**. For tables:

```
97 \begin{wrraptable}{1}{.46\textwidth}{
98   \begin{tabular}{...}
99   ...
100   \end{tabular}}
101   \caption{...}\label{...}
102 \end{wrraptable}
```

103 Be careful with these, though, as they may behave strangely near page boundaries, sectional
104 headings, or in the neighbourhood of lists or too many floats.

105 If you use the following prefixes for your `\label`:

106 **Figures** `fig:`, e.g. `\label{fig:view}`

107 **Tables** `tab:`, e.g. `\label{tab:example}`

108 **Equations** `eq:`, e.g. `\label{eq:CLT}`

109 **Boxes** `box:`, e.g. `\label{box:simple}`

110 you can then use the convenience commands `\FIG{view}`, `\TABLE{example}`, `\EQ{CLT}` and `\BOX{simple}`
111 *without* the label prefixes, to generate cross-references **Figure 3**, **Table 1**, **Equation 1** and **Box 1**.
112 Alternatively, use `\autoref` with the full label, e.g. **Appendix 1** (although this may not work correctly
113 for figures and tables in the appendices or boxes nor supplements at present).

114 Really wide figures or tables, that take up the entire page, including the gutter space: use
115 `\begin{fullwidth}... \end{fullwidth}` as in **Figure 2**. And sometimes you may want to use feature
116 boxes like **Box 1**.



Figure 1. A half-columnwidth image using wrapfigure, to be used sparingly. Note that using a wrapfigure before a sectional heading, near other floats or page boundaries is not recommended, as it may cause interesting layout issues. Use the optional argument to wrapfigure to control how many lines of text should be set half-width alongside it.

vitae ornare odio metus a mi. Morbi ac orci et nisl hendrerit mollis. Suspendisse ut massa. Cras nec ante. Pellentesque a nulla. Cum sociis natoque penatibus et magnis dis parturient montes, nascetur ridiculus mus. Aliquam tincidunt urna. Nulla ullamcorper vestibulum turpis. Pellentesque cursus luctus mauris.

Citations

LaTeX formats citations and references automatically using the bibliography records in your .bib file, which you can edit via the project menu. Use the `\cite` command for an inline citation, like *Aivazian et al. (2006)*, and the `\citep` command for a citation in parentheses (*Aivazian et al., 2006*). The LaTeX template uses a slightly-modified Vancouver bibliography style. If your manuscript is accepted, the eLife production team will re-format the references into the final published form. *It is not necessary to attempt to format the reference list yourself to mirror the final published form.*

Mathematics

LaTeX is great at typesetting mathematics. Let X_1, X_2, \dots, X_n be a sequence of independent and identically distributed random variables with $E[X_i] = \mu$ and $\text{Var}[X_i] = \sigma^2 < \infty$, and let

$$S_n = \frac{X_1 + X_2 + \dots + X_n}{n} = \frac{1}{n} \sum_i^n X_i \quad (1)$$

denote their mean. Then as n approaches infinity, the random variables $\sqrt{n}(S_n - \mu)$ converge in distribution to a normal $\mathcal{N}(0, \sigma^2)$.

Nulla malesuada porttitor diam. Donec felis erat, congue non, volutpat at, tincidunt tristique, libero. Vivamus viverra fermentum felis. Donec nonummy pellentesque ante. Phasellus adipiscing semper elit. Proin fermentum massa ac quam. Sed diam turpis, molestie vitae, placerat a, molestie nec, leo. Maecenas lacinia. Nam ipsum ligula, eleifend at, accumsan nec, suscipit a, ipsum. Morbi blandit ligula feugiat magna. Nunc eleifend consequat lorem. Sed lacinia nulla vitae enim. Pellentesque tincidunt purus vel magna. Integer non enim. Praesent euismod nunc eu purus.

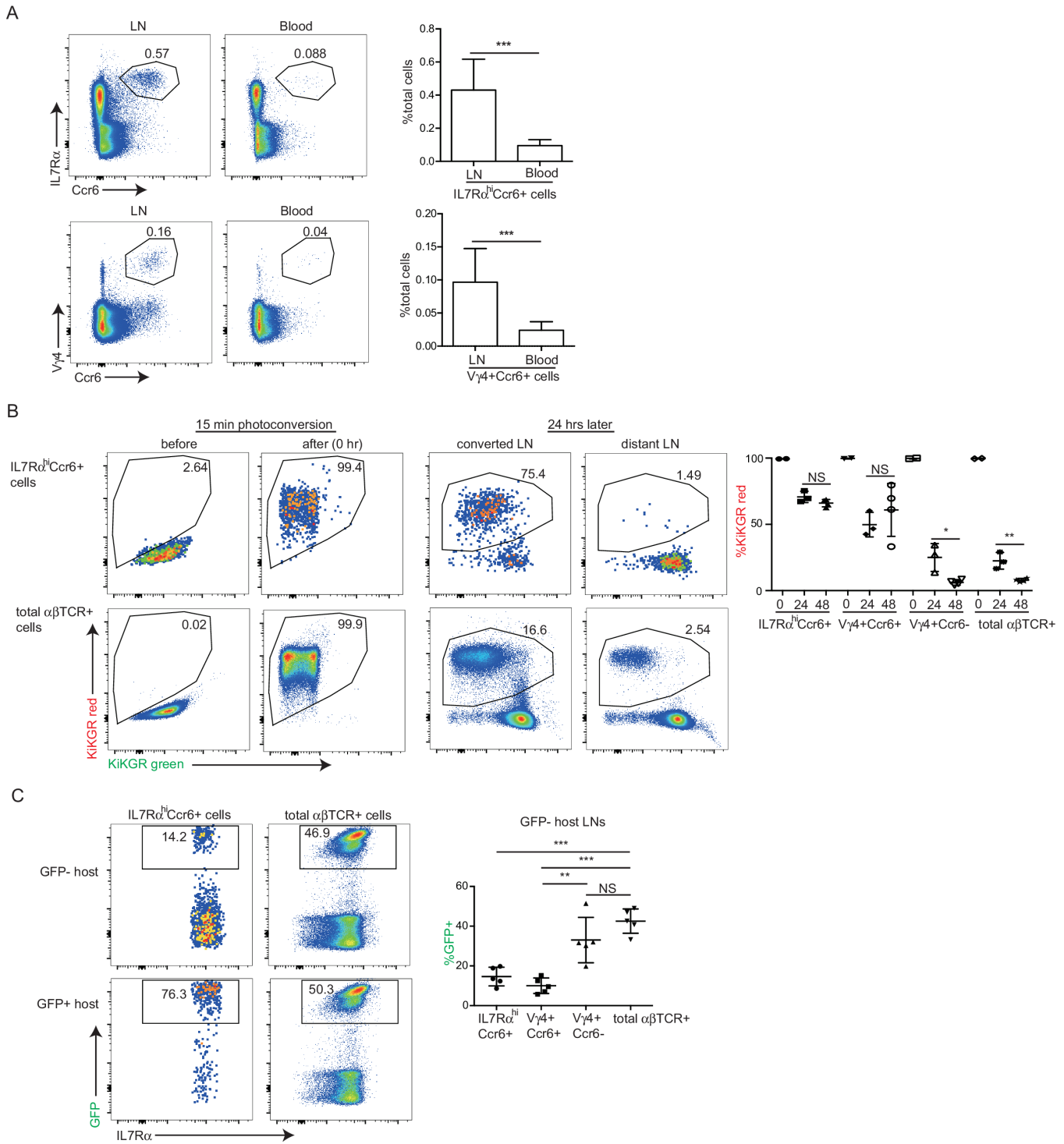



Figure 2. A very wide figure that takes up the entire page, including the gutter space.

Figure 2-Figure supplement 1. There is no limit on the number of Figure Supplements for any one primary figure. Each figure supplement should be clearly labelled, Figure 1-Figure Supplement 1, Figure 1-Figure Supplement 2, Figure 2-Figure Supplement 1 and so on, and have a short title (and optional legend). Figure Supplements should be referred to in the legend of the associated primary figure, and should also be listed at the end of the article text file.

153 **Box 1. This is an example feature box**

154 This is a feature box. It floats!



155

156 **Box 1 Figure 1.** 'Figure' and 'table' captions in feature boxes should be entered with `\featurefig` and
 157 `\featuretable`. They're not really floats.

158 Lorem ipsum dolor sit amet, consectetur adipiscing elit. Ut purus elit, vestibulum ut, placerat
 159 ac, adipiscing vitae, felis. Curabitur dictum gravida mauris. Nam arcu libero, nonummy eget,
 160 consectetur id, vulputate a, magna. Donec vehicula augue eu neque. Pellentesque habitant
 161 morbi tristique senectus et netus et malesuada fames ac turpis egestas. Mauris ut leo. Cras
 162 viverra metus rhoncus sem. Nulla et lectus vestibulum urna fringilla ultrices. Phasellus eu
 163 tellus sit amet tortor gravida placerat. Integer sapien est, iaculis in, pretium quis, viverra ac,
 164 nunc. Praesent eget sem vel leo ultrices bibendum. Aenean faucibus. Morbi dolor nulla,
 165 malesuada eu, pulvinar at, mollis ac, nulla. Curabitur auctor semper nulla. Donec varius orci
 166 eget risus. Duis nibh mi, congue eu, accumsan eleifend, sagittis quis, diam. Duis eget orci sit
 167 amet orci dignissim rutrum.

179 Donec bibendum quam in tellus. Nullam cursus pulvinar lectus. Donec et mi. Nam vulputate metus
 180 eu enim. Vestibulum pellentesque felis eu massa.

181 **Other Chemistry Niceties**

182 You can use commands from the `mhchem` and `siunitx` packages. For example: $C_{32}H_{64}NO_7S$; 5 μm ;
 183 30 $^{\circ}\text{C}$; $5 \times 10^{-17} \text{ M}$

184 **Lists**

185 You can make lists with automatic numbering ...

- 186 1. Like this,
 187 2. and like this.

188 ... or bullet points ...

- 189 • Like this,
 190 • and like this.

191 ... or with words and descriptions ...

192 **Word** Definition

193 **Concept** Explanation

194 **Idea** Text

195 Some filler text, because empty templates look really poorly. Lorem ipsum dolor sit amet,
 196 consectetur adipiscing elit. Ut purus elit, vestibulum ut, placerat ac, adipiscing vitae, felis. Curabitur
 197 dictum gravida mauris. Nam arcu libero, nonummy eget, consectetur id, vulputate a, magna.
 198 Donec vehicula augue eu neque. Pellentesque habitant morbi tristique senectus et netus et

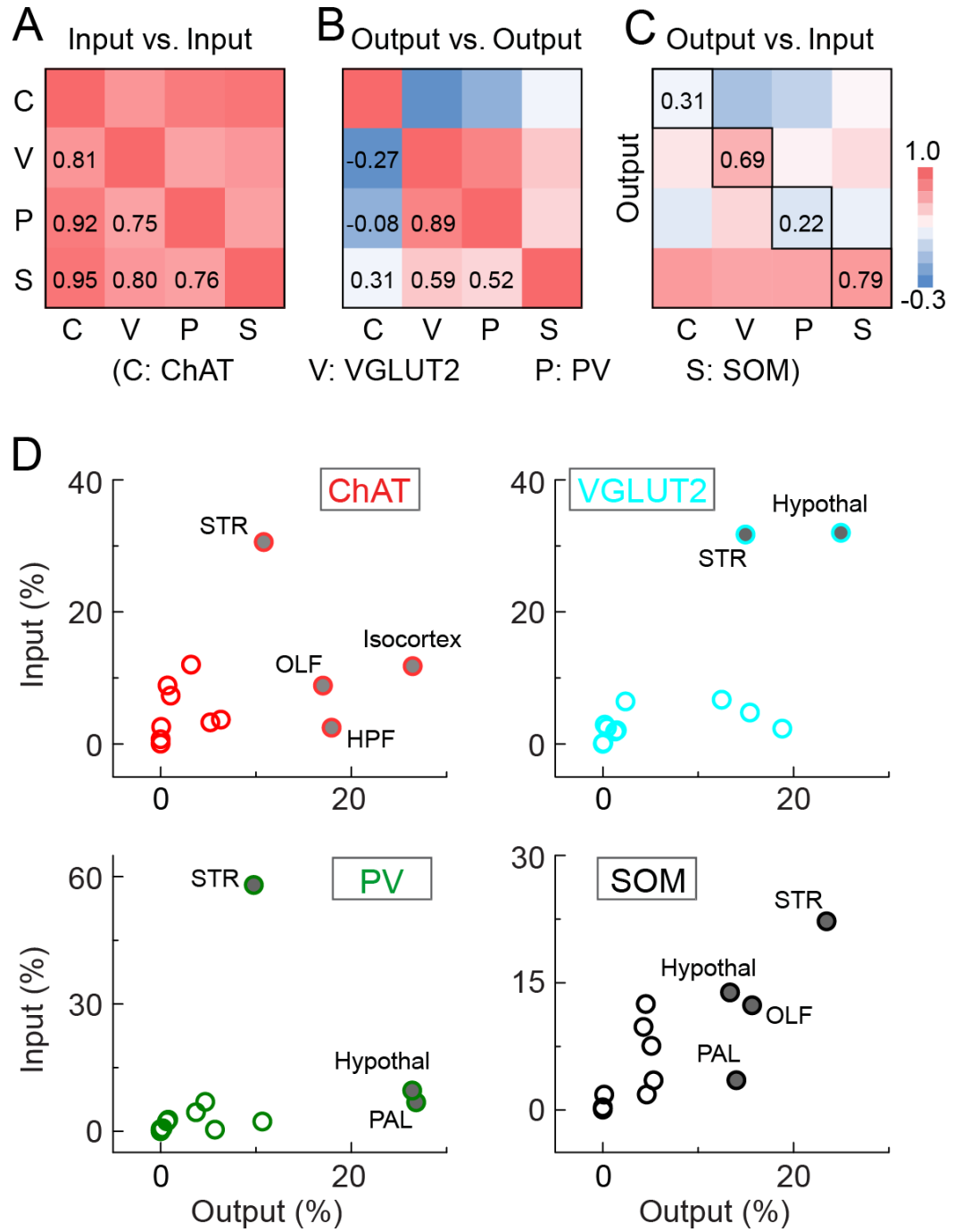


Figure 3. A text-width example.

Figure 3-Figure supplement 1. This is a supplementary figure.

Figure 3-Figure supplement 2. This is another supplementary figure.

199 malesuada fames ac turpis egestas. Mauris ut leo. Cras viverra metus rhoncus sem. Nulla et lectus
 200 vestibulum urna fringilla ultrices. Phasellus eu tellus sit amet tortor gravida placerat. Integer sapien
 201 est, iaculis in, pretium quis, viverra ac, nunc. Praesent eget sem vel leo ultrices bibendum. Aenean
 202 faucibus. Morbi dolor nulla, malesuada eu, pulvinar at, mollis ac, nulla. Curabitur auctor semper
 203 nulla. Donec varius orci eget risus. Duis nibh mi, congue eu, accumsan eleifend, sagittis quis, diam.
 204 Duis eget orci sit amet orci dignissim rutrum.

205 Acknowledgments

206 Additional information can be given in the template, such as to not include funder information in
 207 the acknowledgments section.

208 References

- 209 **Aivazian D**, Serrano RL, Pfeffer S. TIP47 is a key effector for Rab9 localization. *The Journal of Cell Biology*. 2006;
 210 173(6):917–926. <http://jcb.rupress.org/content/173/6/917>, doi: <http://dx.doi.org/10.1083/jcb.200510010>.
- 211 **Bloss CS**, Wineinger NE, Peters M, Boeldt DL, Ariniello L, Kim JY, et al. A prospective randomized trial examining
 212 health care utilization in individuals using multiple smartphone-enabled biosensors. *bioRxiv*. 2016; [http://](http://biorxiv.org/content/early/2016/01/14/029983)
 213 biorxiv.org/content/early/2016/01/14/029983, doi: <http://dx.doi.org/10.1101/029983>.
- 214 **Brettar I**, Christen R, Höfle MG. *Aquiflexum balticum* gen. nov., sp. nov., a novel marine bacterium
 215 of the Cytophaga–Flavobacterium–Bacteroides group isolated from surface water of the central Baltic
 216 Sea. *International Journal of Systematic and Evolutionary Microbiology*. 2004; 54(6):2335–2341. [http://](http://ijs.microbiologyresearch.org/content/journal/ijsem/10.1099/ijms.0.63255-0)
 217 ijs.microbiologyresearch.org/content/journal/ijsem/10.1099/ijms.0.63255-0.
- 218 **Brettar I**, Christen R, Höfle MG. *Belliella baltica* gen. nov., sp. nov., a novel marine bacterium of the Cy-
 219 topfaga–Flavobacterium–Bacteroides group isolated from surface water of the central Baltic Sea. *Internation-*
 220 *al Journal of Systematic and Evolutionary Microbiology*. 2004; 54(1):65–70. [http://ijs.microbiologyresearch.](http://ijs.microbiologyresearch.org/content/journal/ijsem/10.1099/ijms.0.02752-0)
 221 [org/content/journal/ijsem/10.1099/ijms.0.02752-0](http://ijs.microbiologyresearch.org/content/journal/ijsem/10.1099/ijms.0.02752-0).
- 222 **McQuilton P**, St Pierre SE, Thurmond J, the FlyBase Consortium. FlyBase 101 – the basics of navigating FlyBase.
 223 *Nucleic Acids Research*. 2012; 40(D1):D706–D714. <http://nar.oxfordjournals.org/content/40/D1/D706.abstract>,
 224 doi: <http://dx.doi.org/10.1093/nar/gkr1030>.

225 **Appendix 1**226 **Firstly**

227 Lorem ipsum dolor sit amet, consectetur adipiscing elit. Ut purus elit, vestibulum ut,
 228 placerat ac, adipiscing vitae, felis. Curabitur dictum gravida mauris. Nam arcu libero,
 229 nonummy eget, consectetur id, vulputate a, magna. Donec vehicula augue eu neque.
 230 Pellentesque habitant morbi tristique senectus et netus et malesuada fames ac turpis
 231 egestas. Mauris ut leo. Cras viverra metus rhoncus sem. Nulla et lectus vestibulum urna
 232 fringilla ultrices. Phasellus eu tellus sit amet tortor gravida placerat. Integer sapien est, iaculis
 233 in, pretium quis, viverra ac, nunc. Praesent eget sem vel leo ultrices bibendum. Aenean
 234 faucibus. Morbi dolor nulla, malesuada eu, pulvinar at, mollis ac, nulla. Curabitur auctor
 235 semper nulla. Donec varius orci eget risus. Duis nibh mi, congue eu, accumsan eleifend,
 236 sagittis quis, diam. Duis eget orci sit amet orci dignissim rutrum.



237
 238
 239 **Appendix 1 Figure 1.** This is a figure in the appendix

241 **Secondly**

242 Fusce mauris. Vestibulum luctus nibh at lectus. Sed bibendum, nulla a faucibus semper, leo
 243 velit ultricies tellus, ac venenatis arcu wisi vel nisl. Vestibulum diam. Aliquam pellentesque,
 244 augue quis sagittis posuere, turpis lacus congue quam, in hendrerit risus eros eget felis.
 245 Maecenas eget erat in sapien mattis porttitor. Vestibulum porttitor. Nulla facilisi. Sed a
 246 turpis eu lacus commodo facilisis. Morbi fringilla, wisi in dignissim interdum, justo lectus
 247 sagittis dui, et vehicula libero dui cursus dui. Mauris tempor ligula sed lacus. Duis cursus
 248 enim ut augue. Cras ac magna. Cras nulla. Nulla egestas. Curabitur a leo. Quisque egestas
 249 wisi eget nunc. Nam feugiat lacus vel est. Curabitur consectetur.

250 Suspendisse vel felis. Ut lorem lorem, interdum eu, tincidunt sit amet, laoreet vitae, arcu.
 251 Aenean faucibus pede eu ante. Praesent enim elit, rutrum at, molestie non, nonummy vel,
 252 nisl. Ut lectus eros, malesuada sit amet, fermentum eu, sodales cursus, magna. Donec eu
 253 purus. Quisque vehicula, urna sed ultricies auctor, pede lorem egestas dui, et convallis elit
 254 erat sed nulla. Donec luctus. Curabitur et nunc. Aliquam dolor odio, commodo pretium,
 255 ultricies non, pharetra in, velit. Integer arcu est, nonummy in, fermentum faucibus, egestas
 256 vel, odio.

257
258
259
260
261
262
263
264
265
266
267
268
269
270

Sed commodo posuere pede. Mauris ut est. Ut quis purus. Sed ac odio. Sed vehicula hendrerit sem. Duis non odio. Morbi ut dui. Sed accumsan risus eget odio. In hac habitasse platea dictumst. Pellentesque non elit. Fusce sed justo eu urna porta tincidunt. Mauris felis odio, sollicitudin sed, volutpat a, ornare ac, erat. Morbi quis dolor. Donec pellentesque, erat ac sagittis semper, nunc dui lobortis purus, quis congue purus metus ultricies tellus. Proin et quam. Class aptent taciti sociosqu ad litora torquent per conubia nostra, per inceptos hymenaeos. Praesent sapien turpis, fermentum vel, eleifend faucibus, vehicula eu, lacus.

Pellentesque habitant morbi tristique senectus et netus et malesuada fames ac turpis egestas. Donec odio elit, dictum in, hendrerit sit amet, egestas sed, leo. Praesent feugiat sapien aliquet odio. Integer vitae justo. Aliquam vestibulum fringilla lorem. Sed neque lectus, consectetur at, consectetur sed, eleifend ac, lectus. Nulla facilisi. Pellentesque eget lectus. Proin eu metus. Sed porttitor. In hac habitasse platea dictumst. Suspendisse eu lectus. Ut mi mi, lacinia sit amet, placerat et, mollis vitae, dui. Sed ante tellus, tristique ut, iaculis eu, malesuada ac, dui. Mauris nibh leo, facilisis non, adipiscing quis, ultrices a, dui.



271
272
273

Appendix 1 Figure 2. This is a figure in the appendix

275 **Appendix 2**



276
278

Appendix 2 Figure 1. This is a figure in the appendix

279



Figure 2-Figure supplement 1. There is no limit on the number of Figure Supplements for any one primary figure. Each figure supplement should be clearly labelled, Figure 1-Figure Supplement 1, Figure 1-Figure Supplement 2, Figure 2-Figure Supplement 1 and so on, and have a short title (and optional legend). Figure Supplements should be referred to in the legend of the associated primary figure, and should also be listed at the end of the article text file.

280



Figure 3-Figure supplement 1. This is a supplementary figure.

281



Figure 3-Figure supplement 2. This is another supplementary figure.