

1 This is the title

2 **Firstname Middlename Surname^{1*}, Firstname Middlename Familyname^{1,2†§},**
3 **Firstname Initials Surname^{2†¶}, Firstname Surname^{2*}**

*For correspondence:

email1@example.com (FMS);

email2@example.com (FS)

4 ¹Institution 1; ²Institution 2

†These authors contributed
equally to this work

‡These authors also contributed
equally to this work

Present address: [§]Department,
Institute, Country; [¶]Department,
Institute, Country

5

6 **Abstract** Please provide an abstract of no more than 150 words. Your abstract should explain
7 the main contributions of your article, and should not contain any material that is not included in
8 the main text.

9

10 Introduction (Level 1 heading)

11 Thanks for using Overleaf to write your article. Your introduction goes here! Some examples of
12 commonly used commands and features are listed below, to help you get started.

13 Here's a second paragraph to test paragraph indents. Lorem ipsum dolor sit amet, consectetur
14 adipiscing elit. Ut purus elit, vestibulum ut, placerat ac, adipiscing vitae, felis. Curabitur dictum
15 gravida mauris. Nam arcu libero, nonummy eget, consectetur id, vulputate a, magna. Donec
16 vehicula augue eu neque. Pellentesque habitant morbi tristique senectus et netus et malesuada
17 fames ac turpis egestas. Mauris ut leo. Cras viverra metus rhoncus sem. Nulla et lectus vestibulum
18 urna fringilla ultrices. Phasellus eu tellus sit amet tortor gravida placerat. Integer sapien est, iaculis
19 in, pretium quis, viverra ac, nunc. Praesent eget sem vel leo ultrices bibendum. Aenean faucibus.
20 Morbi dolor nulla, malesuada eu, pulvinar at, mollis ac, nulla. Curabitur auctor semper nulla. Donec
21 varius orci eget risus. Duis nibh mi, congue eu, accumsan eleifend, sagittis quis, diam. Duis eget
22 orci sit amet orci dignissim rutrum.

23 Results (Level 1 heading)

24 Nam dui ligula, fringilla a, euismod sodales, sollicitudin vel, wisi. Morbi auctor lorem non justo.
25 Nam lacus libero, pretium at, lobortis vitae, ultricies et, tellus. Donec aliquet, tortor sed accumsan
26 bibendum, erat ligula aliquet magna, vitae ornare odio metus a mi. Morbi ac orci et nisl hendrerit
27 mollis. Suspendisse ut massa. Cras nec ante. Pellentesque a nulla. Cum sociis natoque penatibus
28 et magnis dis parturient montes, nascetur ridiculus mus. Aliquam tincidunt urna. Nulla ullamcor-
29 per vestibulum turpis. Pellentesque cursus luctus mauris.

30 Nulla malesuada porttitor diam. Donec felis erat, congue non, volutpat at, tincidunt tristique,
31 libero. Vivamus viverra fermentum felis. Donec nonummy pellentesque ante. Phasellus adipiscing
32 semper elit. Proin fermentum massa ac quam. Sed diam turpis, molestie vitae, placerat a, molestie
33 nec, leo. Maecenas lacinia. Nam ipsum ligula, eleifend at, accumsan nec, suscipit a, ipsum. Morbi
34 blandit ligula feugiat magna. Nunc eleifend consequat lorem. Sed lacinia nulla vitae enim. Pellen-
35 tesque tincidunt purus vel magna. Integer non enim. Praesent euismod nunc eu purus. Donec
36 bibendum quam in tellus. Nullam cursus pulvinar lectus. Donec et mi. Nam vulputate metus eu
37 enim. Vestibulum pellentesque felis eu massa.

38 Level 2 Heading

39 Nulla malesuada porttitor diam. Donec felis erat, congue non, volutpat at, tincidunt tristique, li-
40 bero. Vivamus viverra fermentum felis. Donec nonummy pellentesque ante. Phasellus adipiscing
41 semper elit. Proin fermentum massa ac quam. Sed diam turpis, molestie vitae, placerat a, molestie

Table 1. Automobile Land Speed Records (GR 5-10).

Speed (mph)	Driver	Car	Engine	Date
407.447	Craig Breedlove	Spirit of America	GE J47	8/5/63
413.199	Tom Green	Wingfoot Express	WE J46	10/2/64
434.22	Art Arfons	Green Monster	GE J79	10/5/64
468.719	Craig Breedlove	Spirit of America	GE J79	10/13/64
526.277	Craig Breedlove	Spirit of America	GE J79	10/15/65
536.712	Art Arfons	Green Monster	GE J79	10/27/65
555.127	Craig Breedlove	Spirit of America, Sonic 1	GE J79	11/2/65
576.553	Art Arfons	Green Monster	GE J79	11/7/65
600.601	Craig Breedlove	Spirit of America, Sonic 1	GE J79	11/15/65
622.407	Gary Gabelich	Blue Flame	Rocket	10/23/70
633.468	Richard Noble	Thrust 2	RR RG 146	10/4/83
763.035	Andy Green	Thrust SSC	RR Spey	10/15/97

Source: https://www.sedl.org/afterschool/toolkits/science/pdf/ast_sci_data_tables_sample.pdf

Table 1-source data 1. This is a description of a data source.

Table 1-source code 1. This is a description of a source code.

42 nec, leo. Maecenas lacinia. Nam ipsum ligula, eleifend at, accumsan nec, suscipit a, ipsum. Morbi
43 blandit ligula feugiat magna. Nunc eleifend consequat lorem. Sed lacinia nulla vitae enim. Pellentesque
44 tincidunt purus vel magna. Integer non enim. Praesent euismod nunc eu purus. Donec
45 bibendum quam in tellus. Nullam cursus pulvinar lectus. Donec et mi. Nam vulputate metus eu
46 enim. Vestibulum pellentesque felis eu massa.

47 Level 3 Heading

48 Fusce mauris. Vestibulum luctus nibh at lectus. Sed bibendum, nulla a faucibus semper, leo velit
49 ultricies tellus, ac venenatis arcu wisi vel nisl. Vestibulum diam. Aliquam pellentesque, augue quis
50 sagittis posuere, turpis lacus congue quam, in hendrerit risus eros eget felis. Maecenas eget erat in
51 sapien mattis porttitor. Vestibulum porttitor. Nulla facilisi. Sed a turpis eu lacus commodo facilisis.
52 Morbi fringilla, wisi in dignissim interdum, justo lectus sagittis dui, et vehicula libero dui cursus
53 dui. Mauris tempor ligula sed lacus. Duis cursus enim ut augue. Cras ac magna. Cras nulla. Nulla
54 egestas. Curabitur a leo. Quisque egestas wisi eget nunc. Nam feugiat lacus vel est. Curabitur
55 consectetur.

56 Level 4 Heading

57 Sed commodo posuere pede. Mauris ut est. Ut quis purus. Sed ac odio. Sed vehicula hendrerit
58 sem. Duis non odio. Morbi ut dui. Sed accumsan risus eget odio. In hac habitasse platea dictumst.
59 Pellentesque non elit. Fusce sed justo eu urna porta tincidunt. Mauris felis odio, sollicitudin sed,
60 volutpat a, ornare ac, erat. Morbi quis dolor. Donec pellentesque, erat ac sagittis semper, nunc
61 dui lobortis purus, quis congue purus metus ultricies tellus. Proin et quam. Class aptent taciti
62 sociosqu ad litora torquent per conubia nostra, per inceptos hymenaeos. Praesent sapien turpis,
63 fermentum vel, eleifend faucibus, vehicula eu, lacus.

64 Discussion

65 Morbi luctus, wisi viverra faucibus pretium, nibh est placerat odio, nec commodo wisi enim eget
66 quam. Quisque libero justo, consectetur a, feugiat vitae, porttitor eu, libero. Suspendisse sed
67 mauris vitae elit sollicitudin malesuada. Maecenas ultricies eros sit amet ante. Ut venenatis velit.
68 Maecenas sed mi eget dui varius euismod. Phasellus aliquet volutpat odio. Vestibulum ante ipsum
69 primis in faucibus orci luctus et ultrices posuere cubilia Curae; Pellentesque sit amet pede ac sem

70 eleifend consectetur. Nullam elementum, urna vel imperdiet sodales, elit ipsum pharetra ligula,
71 ac pretium ante justo a nulla. Curabitur tristique arcu eu metus. Vestibulum lectus. Proin mauris.
72 Proin eu nunc eu urna hendrerit faucibus. Aliquam auctor, pede consequat laoreet varius, eros
73 tellus scelerisque quam, pellentesque hendrerit ipsum dolor sed augue. Nulla nec lacus.

74 **Methods and Materials**

75 Guidelines can be included for standard research article sections, such as this one.

76 Nulla malesuada porttitor diam. Donec felis erat, congue non, volutpat at, tincidunt tristique,
77 libero. Vivamus viverra fermentum felis. Donec nonummy pellentesque ante. Phasellus adipiscing
78 semper elit. Proin fermentum massa ac quam. Sed diam turpis, molestie vitae, placerat a, molestie
79 nec, leo. Maecenas lacinia. Nam ipsum ligula, eleifend at, accumsan nec, suscipit a, ipsum. Morbi
80 blandit ligula feugiat magna. Nunc eleifend consequat lorem. Sed lacinia nulla vitae enim. Pellen-
81 tesque tincidunt purus vel magna. Integer non enim. Praesent euismod nunc eu purus. Donec
82 bibendum quam in tellus. Nullam cursus pulvinar lectus. Donec et mi. Nam vulputate metus eu
83 enim. Vestibulum pellentesque felis eu massa.

84 **Some \LaTeX Examples**

85 Use `\section` and `\subsection` commands to organize your document. \LaTeX handles all the format-
86 ting automatically. Use `\label` and `\nameref` commands for cross-referencing sectional headings:
87 the usual `\ref` will not work, as this template uses unnumbered sectional headings.

88 **Figures and Tables**

89 Use the table and tabular commands for basic tables — see *Table 1*, for example.

90 You can upload a figure (JPEG, PNG or PDF) using the project menu. To include it in your docu-
91 ment, use the `\includegraphics` command as in the code for *Figure 3*.

92 For a half-width figure or table with text wrapping around it, use

```
93 \begin{wrapfigure}{1}{.46\textwidth}  
94   \includegraphics[width=\hsize]{...}  
95   \caption{...}\label{...}  
96 \end{wrapfigure}
```

97 as in *Figure 1*. For tables:

```
98 \begin{wraptable}{1}{.46\textwidth}{  
99   \begin{tabular}{...}  
100   ...  
101   \end{tabular}}  
102 \caption{...}\label{...}  
103 \end{wraptable}
```

104 Be careful with these, though, as they may behave strangely near page boundaries, sectional
105 headings, or in the neighbourhood of lists or too many floats.

106 Labels for main videos can be added with `\video` e.g.

107 **Video 1.** This is a description of a main video.

108 Labels for video supplements can be added within figure environments, after the caption,
109 using the `\videosupp` command: see *Figure 3–video 1* for an example.


110 If you use the following prefixes for your `\label`:

111 **Figures** `fig:`, e.g. `\label{fig:view}`

112 **Figure Supplements** `figsupp:`, e.g. `\label{figsupp:sf1}`
 113 (we'll assume `figsupp:sf1` is a figure supplement of `fig:view` in our example)
 114 **Figure source data** `figdata:`, e.g. `\label{figdata:first}`
 115 **Figure source code** `figsrccode:`, e.g. `\label{figsrccode:first}`
 116 **Videos** `video:`, e.g. `\label{video:mv1}`
 117 **Video supplements** `videosupp:`, e.g. `\label{videosupp:sv1}`
 118 **Tables** `tab:`, e.g. `\label{tab:example}`
 119 **Equations** `eq:`, e.g. `\label{eq:CLT}`
 120 **Boxes** `box:`, e.g. `\label{box:simple}`

121 you can then use the convenience commands `\FIG{view}`, `\FIGSUPP[view]{sf1}`, `\TABLE{example}`,
 122 `\EQ{CLT}`, `\BOX{simple}`, `\FIGDATA[view]{first}`, `\FIGSRCCODE[view]{first}`, `\VIDEO{mv1}` and also
 123 `{\VIDEOSUPP}[view]{sv1}` *without* the label prefixes, to generate cross-references **Figure 3**, **Fig-**
 124 **ure 3–Figure Supplement 1**, **Table 1**, **Equation 1**, **Box 1**, **Figure 3–source data 1**, **Figure 3–source**
 125 **code 1**, **Video 1** and **Figure 3–video 1**. Alternatively, use `\autoref` with the full label, e.g. **Appendix 1**
 126 (although this may not work correctly for figures and tables in the appendices or boxes nor sup-
 127 plements at present).

128 Really wide figures or tables, that take up the entire page, including the gutter space: use
 129 `\begin{fullwidth}... \end{fullwidth}` as in **Figure 2**. And sometimes you may want to use fea-
 130 ture boxes like **Box 1**.



146
147 **Figure 1.** A half-columnwidth image using
 148 `wrapfigure`, to be used sparingly. Note that using
 149 a `wrapfigure` before a sectional heading, near
 150 other floats or page boundaries is not
 151 recommended, as it may cause interesting layout
 152 issues. Use the optional argument to `wrapfigure`
 153 to control how many lines of text should be set
 154 half-width alongside it.

155
156 `nisl hendrerit mollis. Suspendisse ut massa. Cras nec ante. Pellentesque a nulla. Cum sociis na-`
 157 `toque penatibus et magnis dis parturient montes, nascetur ridiculus mus. Aliquam tincidunt urna.`
 158 `Nulla ullamcorper vestibulum turpis. Pellentesque cursus luctus mauris.`

Some filler text to sit alongside the half-width figure. Lorem ipsum dolor sit amet, consectetur adipiscing elit. Ut purus elit, vestibulum ut, placerat ac, adipiscing vitae, felis. Curabitur dictum gravida mauris. Nam arcu libero, nonummy eget, consectetur id, vulputate a, magna. Donec vehicula augue eu neque. Pellentesque habitant morbi tristique senectus et netus et malesuada fames ac turpis egestas. Mauris ut leo. Cras viverra metus rhoncus sem. Nulla et lectus vestibulum urna fringilla ultrices. Phasellus eu tellus sit amet tortor gravida placerat. Integer sapien est, iaculis in, pretium quis, viverra ac, nunc. Praesent eget sem vel leo ultrices bibendum. Aenean faucibus. Morbi dolor nulla, malesuada eu, pulvinar at, mollis ac, nulla. Curabitur auctor semper nulla. Donec varius orci eget risus. Duis nibh mi, congue eu, accumsan eleifend, sagittis quis, diam. Duis eget orci sit amet orci dignissim rutrum. Nam dui ligula, fringilla a, euismod sodales, sollicitudin vel, wisi. Morbi auctor lorem non justo. Nam lacus libero, pretium at, lobortis vitae, ultricies et, tellus. Donec aliquet, tortor sed accumsan bibendum, erat ligula aliquet magna, vitae ornare odio metus a mi. Morbi ac orci et

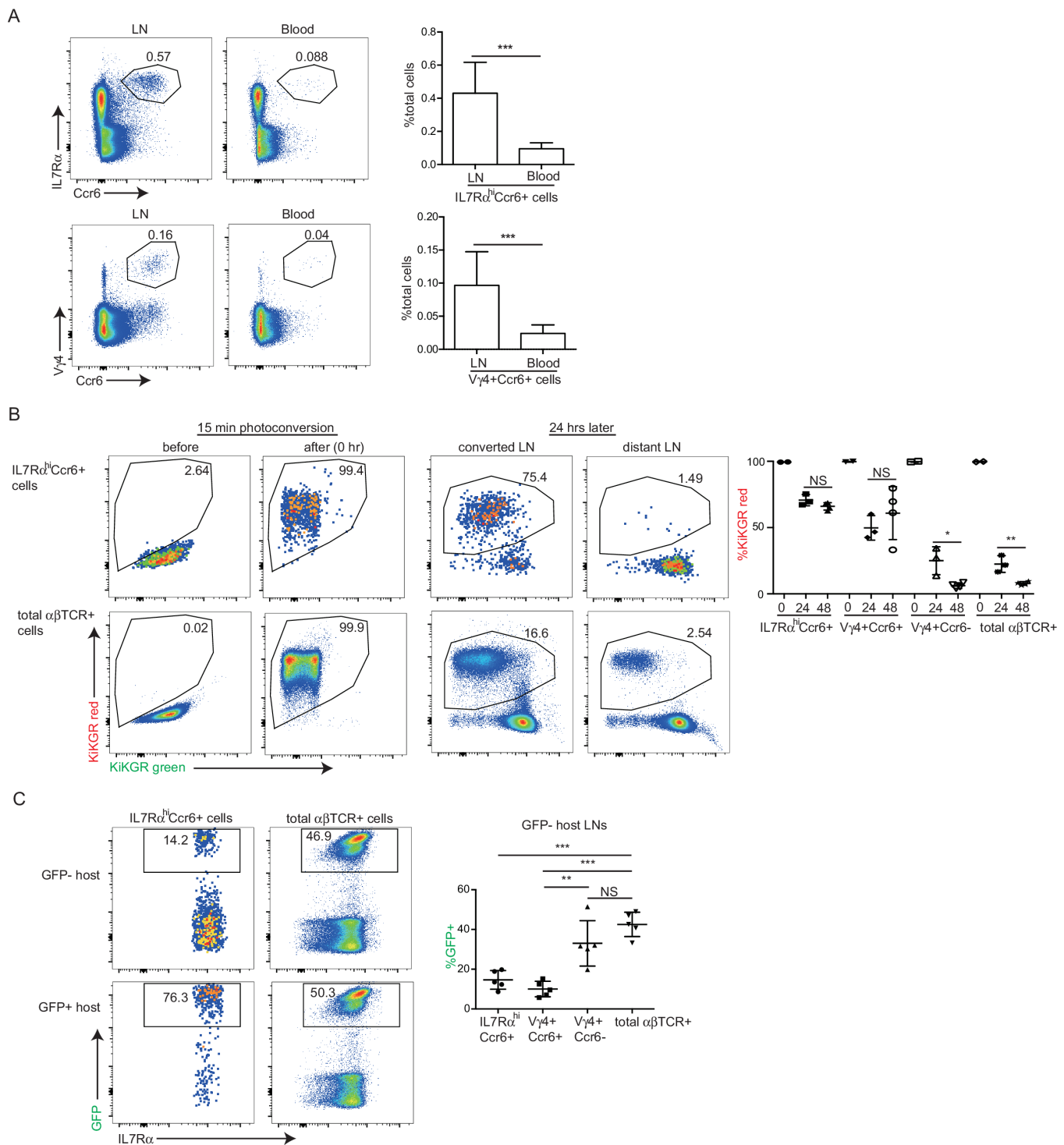


Figure 2. A very wide figure that takes up the entire page, including the gutter space. A very wide figure that takes up the entire page, including the gutter space. A very wide figure that takes up the entire page, including the gutter space. A very wide figure that takes up the entire page, including the gutter space. A very wide figure that takes up the entire page, including the gutter space. A very wide figure that takes up the entire page, including the gutter space.


Figure 2-Figure supplement 1. There is no limit on the number of Figure Supplements for any one primary figure. Each figure supplement should be clearly labelled, Figure 1-Figure Supplement 1, Figure 1-Figure Supplement 2, Figure 2-Figure Supplement 1 and so on, and have a short title (and optional legend). Figure Supplements should be referred to in the legend of the associated primary figure, and should also be listed at the end of the article text file.

169

Box 1. This is an example feature box

This is a feature box. It floats!

170



171

172

Box 1 Figure 1. ‘Figure’ and ‘table’ captions in feature boxes should be entered with `\featurefig` and `\featuretable`. They’re not really floats.

173

174

175

176

177

178

179

180

181

182

183

Lorem ipsum dolor sit amet, consectetur adipiscing elit. Ut purus elit, vestibulum ut, placerat ac, adipiscing vitae, felis. Curabitur dictum gravida mauris. Nam arcu libero, nonummy eget, consectetur id, vulputate a, magna. Donec vehicula augue eu neque. Pellentesque habitant morbi tristique senectus et netus et malesuada fames ac turpis egestas. Mauris ut leo. Cras viverra metus rhoncus sem. Nulla et lectus vestibulum urna fringilla ultrices. Phasellus eu tellus sit amet tortor gravida placerat. Integer sapien est, iaculis in, pretium quis, viverra ac, nunc. Praesent eget sem vel leo ultrices bibendum. Aenean faucibus. Morbi dolor nulla, malesuada eu, pulvinar at, mollis ac, nulla. Curabitur auctor semper nulla. Donec varius orci eget risus. Duis nibh mi, congue eu, accumsan eleifend, sagittis quis, diam. Duis eget orci sit amet orci dignissim rutrum.

159

Citations

160

161

162

163

164

165

166

167

LaTeX formats citations and references automatically using the bibliography records in your .bib file, which you can edit via the project menu. Use the `\cite` command for an inline citation, like *Aivazian et al. (2006)*, and the `\citep` command for a citation in parentheses (*Aivazian et al., 2006*). The LaTeX template uses a slightly-modified Vancouver bibliography style. If your manuscript is accepted, the eLife production team will re-format the references into the final published form. *It is not necessary to attempt to format the reference list yourself to mirror the final published form.* Please also remember to **delete the line** `\nocite{*}` in the template just before `\bibliography{...}`; otherwise *all* entries from your .bib file will be listed!

184

Mathematics

185

186

LaTeX is great at typesetting mathematics *abc*. Let X_1, X_2, \dots, X_n be a sequence of independent and identically distributed random variables with $E[X_i] = \mu$ and $\text{Var}[X_i] = \sigma^2 < \infty$, and let

$$S_n = \frac{X_1 + X_2 + \dots + X_n}{n} = \frac{1}{n} \sum_i^n X_i \tag{1}$$

187

188

189

190

191

192

193

194

denote their mean. Then as n approaches infinity, the random variables $\sqrt{n}(S_n - \mu)$ converge in distribution to a normal $\mathcal{N}(0, \sigma^2)$.

Nulla malesuada porttitor diam. Donec felis erat, congue non, volutpat at, tincidunt tristique, libero. Vivamus viverra fermentum felis. Donec nonummy pellentesque ante. Phasellus adipiscing semper elit. Proin fermentum massa ac quam. Sed diam turpis, molestie vitae, placerat a, molestie nec, leo. Maecenas lacinia. Nam ipsum ligula, eleifend at, accumsan nec, suscipit a, ipsum. Morbi blandit ligula feugiat magna. Nunc eleifend consequat lorem. Sed lacinia nulla vitae enim. Pellentesque tincidunt purus vel magna. Integer non enim. Praesent euismod nunc eu purus. Donec

195 bibendum quam in tellus. Nullam cursus pulvinar lectus. Donec et mi. Nam vulputate metus eu
196 enim. Vestibulum pellentesque felis eu massa.

197 **Other Chemistry Niceties**

198 You can use commands from the `mhchem` and `siunitx` packages. For example: $C_{32}H_{64}NO_7S$; $5\ \mu\text{m}$;
199 $30\ ^\circ\text{C}$; $5 \times 10^{-17}\ \text{M}$

200 **Lists**

201 You can make lists with automatic numbering ...

- 202 1. Like this,
- 203 2. and like this.

204 ... or bullet points ...

- 205 • Like this,
- 206 • and like this.

207 ... or with words and descriptions ...

208 **Word** Definition

209 **Concept** Explanation

210 **Idea** Text

211 Some filler text, because empty templates look really poorly. Lorem ipsum dolor sit amet, con-
212 sectetuer adipiscing elit. Ut purus elit, vestibulum ut, placerat ac, adipiscing vitae, felis. Curabitur
213 dictum gravida mauris. Nam arcu libero, nonummy eget, consectetuer id, vulputate a, magna.
214 Donec vehicula augue eu neque. Pellentesque habitant morbi tristique senectus et netus et ma-
215 lesuada fames ac turpis egestas. Mauris ut leo. Cras viverra metus rhoncus sem. Nulla et lectus
216 vestibulum urna fringilla ultrices. Phasellus eu tellus sit amet tortor gravida placerat. Integer sa-
217 pien est, iaculis in, pretium quis, viverra ac, nunc. Praesent eget sem vel leo ultrices bibendum.
218 Aenean faucibus. Morbi dolor nulla, malesuada eu, pulvinar at, mollis ac, nulla. Curabitur auctor
219 semper nulla. Donec varius orci eget risus. Duis nibh mi, congue eu, accumsan eleifend, sagittis
220 quis, diam. Duis eget orci sit amet orci dignissim rutrum.

221 **Acknowledgments**

222 Additional information can be given in the template, such as to not include funder information in
223 the acknowledgments section.

224 **References**

- 225 **Aivazian D**, Serrano RL, Pfeffer S. TIP47 is a key effector for Rab9 localization. *The Journal of Cell Biology*. 2006;
226 173(6):917–926. <http://jcb.rupress.org/content/173/6/917>, doi: <http://dx.doi.org/10.1083/jcb.200510010>.
- 227 **Bloss CS**, Wineinger NE, Peters M, Boeldt DL, Ariniello L, Kim JY, Sheard J, Komatireddy R, Barrett P,
228 Topol EJ. A prospective randomized trial examining health care utilization in individuals using multiple
229 smartphone-enabled biosensors. *bioRxiv*. 2016; <http://biorxiv.org/content/early/2016/01/14/029983>, doi:
230 <http://dx.doi.org/10.1101/029983>.
- 231 **Brettar I**, Christen R, Höfle MG. *Aquiflexum balticum* gen. nov., sp. nov., a novel marine bacterium of
232 the Cytophaga–Flavobacterium–Bacteroides group isolated from surface water of the central Baltic Sea.
233 *International Journal of Systematic and Evolutionary Microbiology*. 2004; 54(6):2335–2341. [http://ijs.
234 microbiologyresearch.org/content/journal/ijsem/10.1099/ijms.0.63255-0](http://ijs.microbiologyresearch.org/content/journal/ijsem/10.1099/ijms.0.63255-0).
- 235 **Brettar I**, Christen R, Höfle MG. *Belliella baltica* gen. nov., sp. nov., a novel marine bacterium of the Cy-
236 tophaga–Flavobacterium–Bacteroides group isolated from surface water of the central Baltic Sea. *Internation-
237 al Journal of Systematic and Evolutionary Microbiology*. 2004; 54(1):65–70. [http://ijs.microbiologyresearch.
238 org/content/journal/ijsem/10.1099/ijms.0.02752-0](http://ijs.microbiologyresearch.org/content/journal/ijsem/10.1099/ijms.0.02752-0).

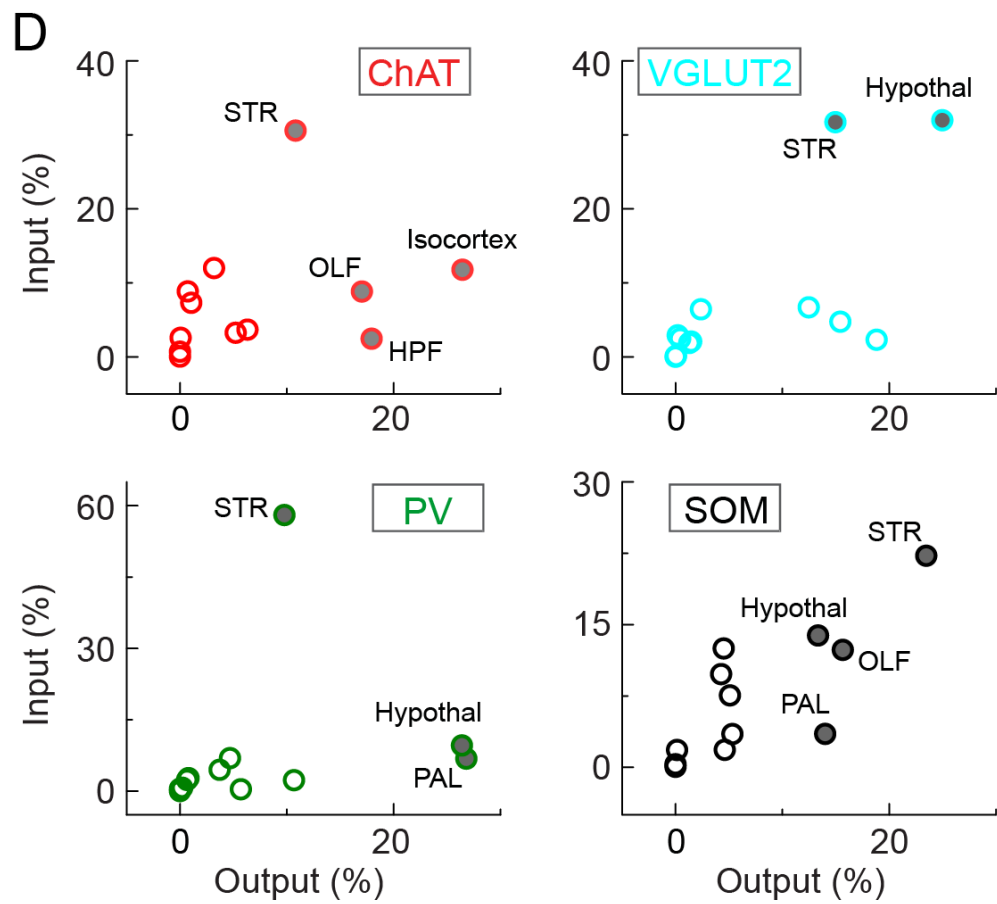
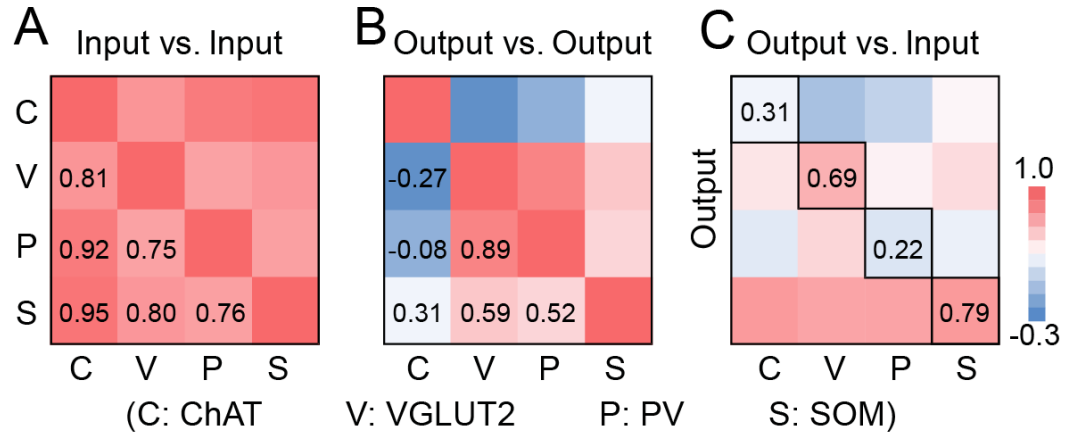


Figure 3. A text-width example.

Figure 3-Figure supplement 1. Shorter caption for main text.

Figure 3-Figure supplement 2. This is another supplementary figure.

Figure 3-video 1. This is a description of a video supplement.

Figure 3-source data 1. This is a description of a data source.

Figure 3-source data 2. This is another description of a data source.

Figure 3-source code 1. This is a description of a source code.

239 **McQuilton P**, St Pierre SE, Thurmond J, the FlyBase Consortium. FlyBase 101 – the basics of navigating FlyBase.
240 Nucleic Acids Research. 2012; 40(D1):D706–D714. <http://nar.oxfordjournals.org/content/40/D1/D706.abstract>,
241 doi: <http://dx.doi.org/10.1093/nar/gkr1030>.

Firstly

243 Lorem ipsum dolor sit amet, consectetur adipiscing elit. Ut purus elit, vestibulum ut, place-
 244 rat ac, adipiscing vitae, felis. Curabitur dictum gravida mauris. Nam arcu libero, nonummy
 245 eget, consectetur id, vulputate a, magna. Donec vehicula augue eu neque. Pellentesque
 246 habitant morbi tristique senectus et netus et malesuada fames ac turpis egestas. Mauris ut
 247 leo. Cras viverra metus rhoncus sem. Nulla et lectus vestibulum urna fringilla ultrices. Pha-
 248 sellus eu tellus sit amet tortor gravida placerat. Integer sapien est, iaculis in, pretium quis,
 249 viverra ac, nunc. Praesent eget sem vel leo ultrices bibendum. Aenean faucibus. Morbi do-
 250 lor nulla, malesuada eu, pulvinar at, mollis ac, nulla. Curabitur auctor semper nulla. Donec
 251 varius orci eget risus. Duis nibh mi, congue eu, accumsan eleifend, sagittis quis, diam. Duis
 252 eget orci sit amet orci dignissim rutrum.
 253



254
 255
 256 **Appendix 1 Figure 1.** This is a figure in the appendix

Secondly

258 Fusce mauris. Vestibulum luctus nibh at lectus. Sed bibendum, nulla a faucibus semper, leo
 259 velit ultricies tellus, ac venenatis arcu wisi vel nisl. Vestibulum diam. Aliquam pellentesque,
 260 augue quis sagittis posuere, turpis lacus congue quam, in hendrerit risus eros eget felis.
 261 Maecenas eget erat in sapien mattis porttitor. Vestibulum porttitor. Nulla facilisi. Sed a
 262 turpis eu lacus commodo facilisis. Morbi fringilla, wisi in dignissim interdum, justo lectus
 263 sagittis dui, et vehicula libero dui cursus dui. Mauris tempor ligula sed lacus. Duis cursus
 264 enim ut augue. Cras ac magna. Cras nulla. Nulla egestas. Curabitur a leo. Quisque egestas
 265 wisi eget nunc. Nam feugiat lacus vel est. Curabitur consectetur.

266 Suspendisse vel felis. Ut lorem lorem, interdum eu, tincidunt sit amet, laoreet vitae, arcu.
 267 Aenean faucibus pede eu ante. Praesent enim elit, rutrum at, molestie non, nonummy vel,
 268 nisl. Ut lectus eros, malesuada sit amet, fermentum eu, sodales cursus, magna. Donec eu
 269 purus. Quisque vehicula, urna sed ultricies auctor, pede lorem egestas dui, et convallis elit
 270 erat sed nulla. Donec luctus. Curabitur et nunc. Aliquam dolor odio, commodo pretium,
 271 ultricies non, pharetra in, velit. Integer arcu est, nonummy in, fermentum faucibus, egestas
 272 vel, odio.
 273

274
275
276
277
278
279
280
281
282
283
284
285
286
287

Sed commodo posuere pede. Mauris ut est. Ut quis purus. Sed ac odio. Sed vehicula hendrerit sem. Duis non odio. Morbi ut dui. Sed accumsan risus eget odio. In hac habitasse platea dictumst. Pellentesque non elit. Fusce sed justo eu urna porta tincidunt. Mauris felis odio, sollicitudin sed, volutpat a, ornare ac, erat. Morbi quis dolor. Donec pellentesque, erat ac sagittis semper, nunc dui lobortis purus, quis congue purus metus ultricies tellus. Proin et quam. Class aptent taciti sociosqu ad litora torquent per conubia nostra, per inceptos hymenaeos. Praesent sapien turpis, fermentum vel, eleifend faucibus, vehicula eu, lacus.

Pellentesque habitant morbi tristique senectus et netus et malesuada fames ac turpis egestas. Donec odio elit, dictum in, hendrerit sit amet, egestas sed, leo. Praesent feugiat sapien aliquet odio. Integer vitae justo. Aliquam vestibulum fringilla lorem. Sed neque lectus, consectetur at, consectetur sed, eleifend ac, lectus. Nulla facilisi. Pellentesque eget lectus. Proin eu metus. Sed porttitor. In hac habitasse platea dictumst. Suspendisse eu lectus. Ut mi mi, lacinia sit amet, placerat et, mollis vitae, dui. Sed ante tellus, tristique ut, iaculis eu, malesuada ac, dui. Mauris nibh leo, facilisis non, adipiscing quis, ultrices a, dui.



288
289
290

Appendix 1 Figure 2. This is a figure in the appendix



293
295

Appendix 2 Figure 1. This is a figure in the appendix

296




Figure 2–Figure supplement 1. There is no limit on the number of Figure Supplements for any one primary figure. Each figure supplement should be clearly labelled, Figure 1–Figure Supplement 1, Figure 1–Figure Supplement 2, Figure 2–Figure Supplement 1 and so on, and have a short title (and optional legend). Figure Supplements should be referred to in the legend of the associated primary figure, and should also be listed at the end of the article text file.

297




Figure 3–Figure supplement 1. This is a supplementary figure's full caption, which will be used at the end of the manuscript.

298




Figure 3–Figure supplement 2. This is another supplementary figure.