

This is the title

1 **Firstname Middlename Surname^{1*}, Firstname Middlename Familyname^{1,2†§},**
 2 **Firstname Initials Surname^{2†¶}, Firstname Surname^{2*}**

***For correspondence:**

email1@example.com (FMS);

email2@example.com (FS)

†These authors contributed
equally to this work

‡These authors also contributed
equally to this work

Present address: [§]Department,
Institute, Country; [¶]Department,
Institute, Country

4 ¹Institution 1; ²Institution 2

5

6 **Abstract** Please provide an abstract of no more than 150 words. Your abstract should explain
 7 the main contributions of your article, and should not contain any material that is not included in
 8 the main text.

9

10 Introduction (Level 1 heading)

11 Thanks for using Overleaf to write your article. Your introduction goes here! Some examples of
 12 commonly used commands and features are listed below, to help you get started.

13 Here's a second paragraph to test paragraph indents. Lorem ipsum dolor sit amet, consectetur
 14 adipiscing elit. Ut purus elit, vestibulum ut, placerat ac, adipiscing vitae, felis. Curabitur dictum
 15 gravida mauris. Nam arcu libero, nonummy eget, consectetur id, vulputate a, magna. Donec
 16 vehicula augue eu neque. Pellentesque habitant morbi tristique senectus et netus et malesuada
 17 fames ac turpis egestas. Mauris ut leo. Cras viverra metus rhoncus sem. Nulla et lectus vestibulum
 18 urna fringilla ultrices. Phasellus eu tellus sit amet tortor gravida placerat. Integer sapien est, iaculis
 19 in, pretium quis, viverra ac, nunc. Praesent eget sem vel leo ultrices bibendum. Aenean faucibus.
 20 Morbi dolor nulla, malesuada eu, pulvinar at, mollis ac, nulla. Curabitur auctor semper nulla. Donec
 21 varius orci eget risus. Duis nibh mi, congue eu, accumsan eleifend, sagittis quis, diam. Duis eget
 22 orci sit amet orci dignissim rutrum.

23 Results (Level 1 heading)

24 Nam dui ligula, fringilla a, euismod sodales, sollicitudin vel, wisi. Morbi auctor lorem non justo.
 25 Nam lacus libero, pretium at, lobortis vitae, ultricies et, tellus. Donec aliquet, tortor sed accumsan
 26 bibendum, erat ligula aliquet magna, vitae ornare odio metus a mi. Morbi ac orci et nisl hendrerit
 27 mollis. Suspendisse ut massa. Cras nec ante. Pellentesque a nulla. Cum sociis natoque penatibus
 28 et magnis dis parturient montes, nascetur ridiculus mus. Aliquam tincidunt urna. Nulla ullamcor-
 29 per vestibulum turpis. Pellentesque cursus luctus mauris.

30 Nulla malesuada porttitor diam. Donec felis erat, congue non, volutpat at, tincidunt tristique,
 31 libero. Vivamus viverra fermentum felis. Donec nonummy pellentesque ante. Phasellus adipiscing
 32 semper elit. Proin fermentum massa ac quam. Sed diam turpis, molestie vitae, placerat a, molestie
 33 nec, leo. Maecenas lacinia. Nam ipsum ligula, eleifend at, accumsan nec, suscipit a, ipsum. Morbi
 34 blandit ligula feugiat magna. Nunc eleifend consequat lorem. Sed lacinia nulla vitae enim. Pellen-
 35 tesque tincidunt purus vel magna. Integer non enim. Praesent euismod nunc eu purus. Donec
 36 bibendum quam in tellus. Nullam cursus pulvinar lectus. Donec et mi. Nam vulputate metus eu
 37 enim. Vestibulum pellentesque felis eu massa.

38 Level 2 Heading

39 Nulla malesuada porttitor diam. Donec felis erat, congue non, volutpat at, tincidunt tristique, libero.
 40 Vivamus viverra fermentum felis. Donec nonummy pellentesque ante. Phasellus adipiscing sem-
 41 per elit. Proin fermentum massa ac quam. Sed diam turpis, molestie vitae, placerat a, molestie

Table 1. Automobile Land Speed Records (GR 5-10).

Speed (mph)	Driver	Car	Engine	Date
407.447	Craig Breedlove	Spirit of America	GE J47	8/5/63
413.199	Tom Green	Wingfoot Express	WE J46	10/2/64
434.22	Art Arfons	Green Monster	GE J79	10/5/64
468.719	Craig Breedlove	Spirit of America	GE J79	10/13/64
526.277	Craig Breedlove	Spirit of America	GE J79	10/15/65
536.712	Art Arfons	Green Monster	GE J79	10/27/65
555.127	Craig Breedlove	Spirit of America, Sonic 1	GE J79	11/2/65
576.553	Art Arfons	Green Monster	GE J79	11/7/65
600.601	Craig Breedlove	Spirit of America, Sonic 1	GE J79	11/15/65
622.407	Gary Gabelich	Blue Flame	Rocket	10/23/70
633.468	Richard Noble	Thrust 2	RR RG 146	10/4/83
763.035	Andy Green	Thrust SSC	RR Spey	10/15/97

Source: https://www.sedl.org/afterschool/toolkits/science/pdf/ast_sci_data_tables_sample.pdf

Table 1–source data 1. This is a description of a data source.

Table 1–source code listing 1. This is a description of a source code listing.

42 nec, leo. Maecenas lacinia. Nam ipsum ligula, eleifend at, accumsan nec, suscipit a, ipsum. Morbi
 43 blandit ligula feugiat magna. Nunc eleifend consequat lorem. Sed lacinia nulla vitae enim. Pellentesque
 44 tincidunt purus vel magna. Integer non enim. Praesent euismod nunc eu purus. Donec
 45 bibendum quam in tellus. Nullam cursus pulvinar lectus. Donec et mi. Nam vulputate metus eu
 46 enim. Vestibulum pellentesque felis eu massa.

47 Level 3 Heading

48 Fusce mauris. Vestibulum luctus nibh at lectus. Sed bibendum, nulla a faucibus semper, leo velit
 49 ultricies tellus, ac venenatis arcu wisi vel nisl. Vestibulum diam. Aliquam pellentesque, augue quis
 50 sagittis posuere, turpis lacus congue quam, in hendrerit risus eros eget felis. Maecenas eget erat in
 51 sapien mattis porttitor. Vestibulum porttitor. Nulla facilisi. Sed a turpis eu lacus commodo facilisis.
 52 Morbi fringilla, wisi in dignissim interdum, justo lectus sagittis dui, et vehicula libero dui cursus
 53 dui. Mauris tempor ligula sed lacus. Duis cursus enim ut augue. Cras ac magna. Cras nulla. Nulla
 54 egestas. Curabitur a leo. Quisque egestas wisi eget nunc. Nam feugiat lacus vel est. Curabitur
 55 consectetur.

56 Level 4 Heading

57 Sed commodo posuere pede. Mauris ut est. Ut quis purus. Sed ac odio. Sed vehicula hendrerit
 58 sem. Duis non odio. Morbi ut dui. Sed accumsan risus eget odio. In hac habitasse platea dictumst.
 59 Pellentesque non elit. Fusce sed justo eu urna porta tincidunt. Mauris felis odio, sollicitudin sed,
 60 volutpat a, ornare ac, erat. Morbi quis dolor. Donec pellentesque, erat ac sagittis semper, nunc
 61 dui lobortis purus, quis congue purus metus ultricies tellus. Proin et quam. Class aptent taciti
 62 sociosqu ad litora torquent per conubia nostra, per inceptos hymenaeos. Praesent sapien turpis,
 63 fermentum vel, eleifend faucibus, vehicula eu, lacus.

64 Discussion

65 Morbi luctus, wisi viverra faucibus pretium, nibh est placerat odio, nec commodo wisi enim eget
 66 quam. Quisque libero justo, consectetur a, feugiat vitae, porttitor eu, libero. Suspendisse sed
 67 mauris vitae elit sollicitudin malesuada. Maecenas ultricies eros sit amet ante. Ut venenatis velit.
 68 Maecenas sed mi eget dui varius euismod. Phasellus aliquet volutpat odio. Vestibulum ante ipsum
 69 primis in faucibus orci luctus et ultrices posuere cubilia Curae; Pellentesque sit amet pede ac sem

70 eleifend consectetur. Nullam elementum, urna vel imperdiet sodales, elit ipsum pharetra ligula,
 71 ac pretium ante justo a nulla. Curabitur tristique arcu eu metus. Vestibulum lectus. Proin mauris.
 72 Proin eu nunc eu urna hendrerit faucibus. Aliquam auctor, pede consequat laoreet varius, eros
 73 tellus scelerisque quam, pellentesque hendrerit ipsum dolor sed augue. Nulla nec lacus.

74 **Methods and Materials**

75 Guidelines can be included for standard research article sections, such as this one.

76 Nulla malesuada porttitor diam. Donec felis erat, congue non, volutpat at, tincidunt tristique,
 77 libero. Vivamus viverra fermentum felis. Donec nonummy pellentesque ante. Phasellus adipiscing
 78 semper elit. Proin fermentum massa ac quam. Sed diam turpis, molestie vitae, placerat a, molestie
 79 nec, leo. Maecenas lacinia. Nam ipsum ligula, eleifend at, accumsan nec, suscipit a, ipsum. Morbi
 80 blandit ligula feugiat magna. Nunc eleifend consequat lorem. Sed lacinia nulla vitae enim. Pellen-
 81 tesque tincidunt purus vel magna. Integer non enim. Praesent euismod nunc eu purus. Donec
 82 bibendum quam in tellus. Nullam cursus pulvinar lectus. Donec et mi. Nam vulputate metus eu
 83 enim. Vestibulum pellentesque felis eu massa.

84 **Some \LaTeX Examples**

85 Use `\section` and `\subsection` commands to organize your document. \LaTeX handles all the format-
 86 ting automatically. Use `\label` and `\nameref` commands for cross-referencing sectional headings:
 87 the usual `\ref` will not work, as this template uses unnumbered sectional headings.

88 **Figures and Tables**

89 Use the table and tabular commands for basic tables — see *Table 1*, for example.

90 You can upload a figure (JPEG, PNG or PDF) using the project menu. To include it in your docu-
 91 ment, use the `\includegraphics` command as in the code for *Figure 3*.

92 For a half-width figure or table with text wrapping around it, use

```
93 \begin{wrapfigure}{1}{.46\textwidth}
94   \includegraphics[width=\hsize]{...}
95   \caption{...}\label{...}
96 \end{wrapfigure}
```

97 as in *Figure 1*. For tables:

```
98 \begin{wraptable}{1}{.46\textwidth}{
99   \begin{tabular}{...}
100   ...
101   \end{tabular}}
102 \caption{...}\label{...}
103 \end{wraptable}
```

104 Be careful with these, though, as they may behave strangely near page boundaries, sectional
 105 headings, or in the neighbourhood of lists or too many floats.

106 Labels for main videos can be added with `\video` e.g.

107 **Video 1.** This is a description of a main video.

108 Labels for video supplements can be added within figure environments, after the caption,
 109 using the `\videosupp` command: see *Figure 3–video 1* for an example.


110 If you use the following prefixes for your `\label`:

111 **Figures** `fig:`, e.g. `\label{fig:view}`

112 **Figure Supplements** `figsupp:`, e.g. `\label{figsupp:sf1}`
 113 (we'll assume `figsupp:sf1` is a figure supplement of `fig:view` in our example)
 114 **Figure source data** `figdata:`, e.g. `\label{figdata:first}`
 115 **Figure source code listing** `figsrccode:`, e.g. `\label{figsrccode:first}`
 116 **Videos** `video:`, e.g. `\label{video:mv1}`
 117 **Video supplements** `videosupp:`, e.g. `\label{videosupp:sv1}`
 118 **Tables** `tab:`, e.g. `\label{tab:example}`
 119 **Equations** `eq:`, e.g. `\label{eq:CLT}`
 120 **Boxes** `box:`, e.g. `\label{box:simple}`

121 you can then use the convenience commands `\FIG{view}`, `\FIGSUPP[view]{sf1}`, `\TABLE{example}`,
 122 `\EQ{CLT}`, `\BOX{simple}`, `\FIGDATA[view]{first}`, `\FIGSRCCODE[view]{first}`, `\VIDEO{mv1}` and also
 123 `{\VIDEOSUPP}[view]{sv1}` *without* the label prefixes, to generate cross-references **Figure 3**, **Fig-**
 124 **ure 3–Figure Supplement 1**, **Table 1**, **Equation 1**, **Box 1**, **Figure 3–source data 1**, **Figure 3–source**
 125 **code listing 1**, **Video 1** and **Figure 3–video 1**. Alternatively, use `\autoref` with the full label, e.g. **Ap-**
 126 **pendix 1** (although this may not work correctly for figures and tables in the appendices or boxes
 127 nor supplements at present).

128 Really wide figures or tables, that take up the entire page, including the gutter space: use
 129 `\begin{fullwidth}... \end{fullwidth}` as in **Figure 2**. And sometimes you may want to use fea-
 130 ture boxes like **Box 1**.



146
147 **Figure 1.** A half-columnwidth image using
 148 `wrapfigure`, to be used sparingly. Note that using
 149 a `wrapfigure` before a sectional heading, near
 150 other floats or page boundaries is not
 151 recommended, as it may cause interesting layout
 152 issues. Use the optional argument to `wrapfigure`
 153 to control how many lines of text should be set
 154 half-width alongside it.

155
156 ac orci et nisl hendrerit mollis. Suspendisse ut massa. Cras nec ante. Pellentesque a nulla. Cum
 157 sociis natoque penatibus et magnis dis parturient montes, nascetur ridiculus mus. Aliquam tin-
 158 cidunt urna. Nulla ullamcorper vestibulum turpis. Pellentesque cursus luctus mauris.

Some filler text to sit alongside the half-width figure. Lorem ipsum dolor sit amet, consectetur adipiscing elit. Ut purus elit, vestibulum ut, placerat ac, adipiscing vitae, felis. Curabitur dictum gravida mauris. Nam arcu libero, nonummy eget, consectetur id, vulputate a, magna. Donec vehicula augue eu neque. Pellentesque habitant morbi tristique senectus et netus et malesuada fames ac turpis egestas. Mauris ut leo. Cras viverra metus rhoncus sem. Nulla et lectus vestibulum urna fringilla ultrices. Phasellus eu tellus sit amet tortor gravida placerat. Integer sapien est, iaculis in, pretium quis, viverra ac, nunc. Praesent eget sem vel leo ultrices bibendum. Aenean faucibus. Morbi dolor nulla, malesuada eu, pulvinar at, mollis ac, nulla. Curabitur auctor semper nulla. Donec varius orci eget risus. Duis nibh mi, congue eu, accumsan eleifend, sagittis quis, diam. Duis eget orci sit amet orci dignissim rutrum. Nam dui ligula, fringilla a, euismod sodales, sollicitudin vel, wisi. Morbi auctor lorem non justo. Nam lacus libero, pretium at, lobortis vitae, ultricies et, tellus. Donec aliquet, tortor sed accumsan bibendum, erat ligula aliquet magna, vitae ornare odio metus a mi. Morbi

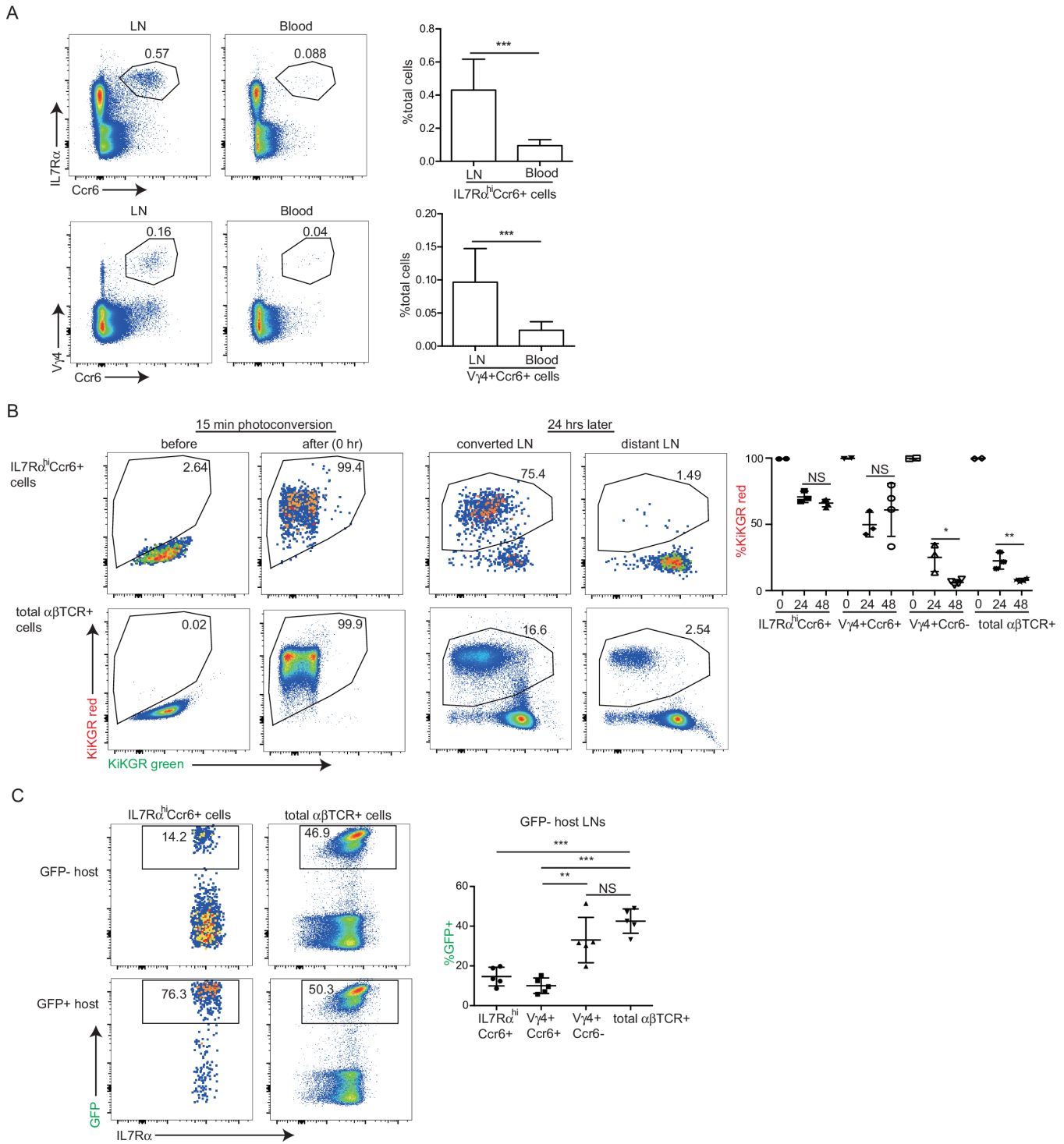



Figure 2. A very wide figure that takes up the entire page, including the gutter space.

Figure 2-Figure supplement 1. There is no limit on the number of Figure Supplements for any one primary figure. Each figure supplement should be clearly labelled, Figure 1-Figure Supplement 1, Figure 1-Figure Supplement 2, Figure 2-Figure Supplement 1 and so on, and have a short title (and optional legend). Figure Supplements should be referred to in the legend of the associated primary figure, and should also be listed at the end of the article text file.

169 **Box 1. This is an example feature box**

170 This is a feature box. It floats!



172 **Box 1 Figure 1.** ‘Figure’ and ‘table’ captions in feature boxes should be entered with `\featurefig` and
173 `\featuretable`. They’re not really floats.

174 Lorem ipsum dolor sit amet, consectetur adipiscing elit. Ut purus elit, vestibulum ut, placerat
175 ac, adipiscing vitae, felis. Curabitur dictum gravida mauris. Nam arcu libero, nonummy eget,
176 consectetur id, vulputate a, magna. Donec vehicula augue eu neque. Pellentesque habitant
177 morbi tristique senectus et netus et malesuada fames ac turpis egestas. Mauris ut leo. Cras
178 viverra metus rhoncus sem. Nulla et lectus vestibulum urna fringilla ultrices. Phasellus eu
179 tellus sit amet tortor gravida placerat. Integer sapien est, iaculis in, pretium quis, viverra ac,
180 nunc. Praesent eget sem vel leo ultrices bibendum. Aenean faucibus. Morbi dolor nulla, male-
181 suada eu, pulvinar at, mollis ac, nulla. Curabitur auctor semper nulla. Donec varius orci eget
182 risus. Duis nibh mi, congue eu, accumsan eleifend, sagittis quis, diam. Duis eget orci sit amet
183 orci dignissim rutrum.

159 **Citations**

160 LaTeX formats citations and references automatically using the bibliography records in your .bib
161 file, which you can edit via the project menu. Use the `\cite` command for an inline citation, like
162 *Aivazian et al. (2006)*, and the `\citep` command for a citation in parentheses (*Aivazian et al., 2006*).
163 The LaTeX template uses a slightly-modified Vancouver bibliography style. If your manuscript is
164 accepted, the eLife production team will re-format the references into the final published form. *It is*
165 *not necessary to attempt to format the reference list yourself to mirror the final published form.* Please
166 also remember to **delete the line** `\nocite{*}` in the template just before `\bibliography{...}`;
167 otherwise *all* entries from your .bib file will be listed!

184 **Mathematics**

185 LaTeX is great at typesetting mathematics *abc*. Let X_1, X_2, \dots, X_n be a sequence of independent and
186 identically distributed random variables with $E[X_i] = \mu$ and $\text{Var}[X_i] = \sigma^2 < \infty$, and let

$$S_n = \frac{X_1 + X_2 + \dots + X_n}{n} = \frac{1}{n} \sum_i^n X_i \quad (1)$$

187 denote their mean. Then as n approaches infinity, the random variables $\sqrt{n}(S_n - \mu)$ converge in
188 distribution to a normal $\mathcal{N}(0, \sigma^2)$.

189 Nulla malesuada porttitor diam. Donec felis erat, congue non, volutpat at, tincidunt tristique,
190 libero. Vivamus viverra fermentum felis. Donec nonummy pellentesque ante. Phasellus adipiscing
191 semper elit. Proin fermentum massa ac quam. Sed diam turpis, molestie vitae, placerat a, molestie
192 nec, leo. Maecenas lacinia. Nam ipsum ligula, eleifend at, accumsan nec, suscipit a, ipsum. Morbi
193 blandit ligula feugiat magna. Nunc eleifend consequat lorem. Sed lacinia nulla vitae enim. Pellen-
194 tesque tincidunt purus vel magna. Integer non enim. Praesent euismod nunc eu purus. Donec

195 bibendum quam in tellus. Nullam cursus pulvinar lectus. Donec et mi. Nam vulputate metus eu
196 enim. Vestibulum pellentesque felis eu massa.

197 **Other Chemistry Niceties**

198 You can use commands from the `mhchem` and `siunitx` packages. For example: $C_{32}H_{64}NO_7S$; 5 μm ;
199 30 °C; 5×10^{-17} M

200 **Lists**

201 You can make lists with automatic numbering ...

- 202 1. Like this,
- 203 2. and like this.

204 ... or bullet points ...

- 205 • Like this,
- 206 • and like this.

207 ... or with words and descriptions ...

208 **Word** Definition

209 **Concept** Explanation

210 **Idea** Text

211 Some filler text, because empty templates look really poorly. Lorem ipsum dolor sit amet, con-
212 sectetuer adipiscing elit. Ut purus elit, vestibulum ut, placerat ac, adipiscing vitae, felis. Curabitur
213 dictum gravida mauris. Nam arcu libero, nonummy eget, consectetuer id, vulputate a, magna.
214 Donec vehicula augue eu neque. Pellentesque habitant morbi tristique senectus et netus et male-
215 suada fames ac turpis egestas. Mauris ut leo. Cras viverra metus rhoncus sem. Nulla et lectus
216 vestibulum urna fringilla ultrices. Phasellus eu tellus sit amet tortor gravida placerat. Integer sapien
217 est, iaculis in, pretium quis, viverra ac, nunc. Praesent eget sem vel leo ultrices bibendum. Aenean
218 faucibus. Morbi dolor nulla, malesuada eu, pulvinar at, mollis ac, nulla. Curabitur auctor semper
219 nulla. Donec varius orci eget risus. Duis nibh mi, congue eu, accumsan eleifend, sagittis quis, diam.
220 Duis eget orci sit amet orci dignissim rutrum.

221 **Acknowledgments**

222 Additional information can be given in the template, such as to not include funder information in
223 the acknowledgments section.

224 **References**

- 225 **Aivazian D**, Serrano RL, Pfeffer S. TIP47 is a key effector for Rab9 localization. *The Journal of Cell Biology*. 2006;
226 173(6):917–926. <http://jcb.rupress.org/content/173/6/917>, doi: <http://dx.doi.org/10.1083/jcb.200510010>.
- 227 **Bloss CS**, Wineinger NE, Peters M, Boeldt DL, Ariniello L, Kim JY, Sheard J, Komatireddy R, Barrett P,
228 Topol EJ. A prospective randomized trial examining health care utilization in individuals using multiple
229 smartphone-enabled biosensors. *bioRxiv*. 2016; <http://biorxiv.org/content/early/2016/01/14/029983>, doi:
230 <http://dx.doi.org/10.1101/029983>.
- 231 **Brettar I**, Christen R, Höfle MG. *Aquiflexum balticum* gen. nov., sp. nov., a novel marine bacterium of
232 the Cytophaga–Flavobacterium–Bacteroides group isolated from surface water of the central Baltic Sea.
233 *International Journal of Systematic and Evolutionary Microbiology*. 2004; 54(6):2335–2341. [http://ijs.
234 microbiologyresearch.org/content/journal/ijsem/10.1099/ijms.0.63255-0](http://ijs.microbiologyresearch.org/content/journal/ijsem/10.1099/ijms.0.63255-0).
- 235 **Brettar I**, Christen R, Höfle MG. *Belliella baltica* gen. nov., sp. nov., a novel marine bacterium of the Cy-
236 tophaga–Flavobacterium–Bacteroides group isolated from surface water of the central Baltic Sea. *Internation-
237 al Journal of Systematic and Evolutionary Microbiology*. 2004; 54(1):65–70. [http://ijs.microbiologyresearch.
238 org/content/journal/ijsem/10.1099/ijms.0.02752-0](http://ijs.microbiologyresearch.org/content/journal/ijsem/10.1099/ijms.0.02752-0).

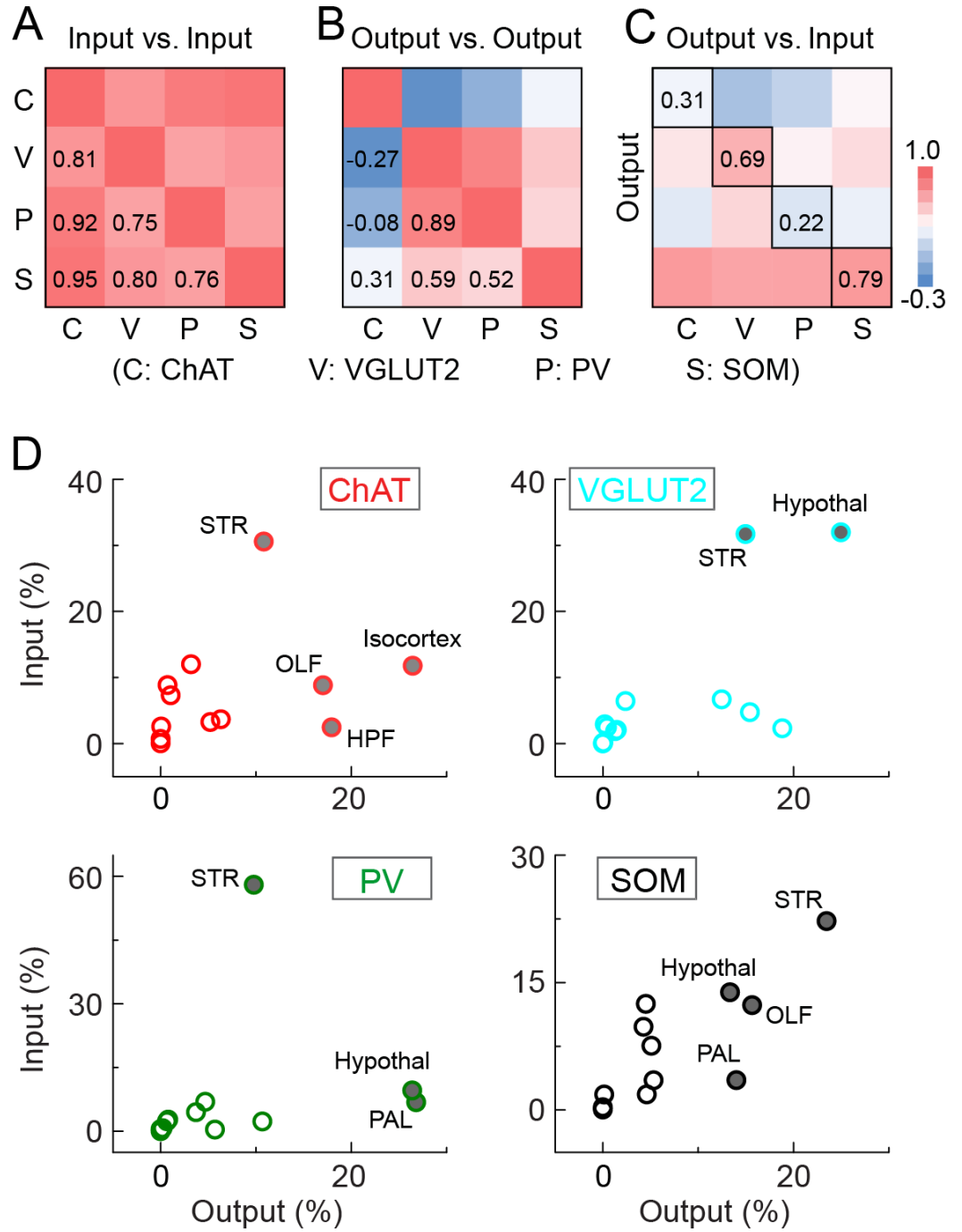


Figure 3. A text-width example.

Figure 3-Figure supplement 1. Shorter caption for main text.

Figure 3-Figure supplement 2. This is another supplementary figure.

Figure 3-video 1. This is a description of a video supplement.

Figure 3-source data 1. This is a description of a data source.

Figure 3-source data 2. This is another description of a data source.

Figure 3-source code listing 1. This is a description of a source code listing.

239 **McQuilton P**, St Pierre SE, Thurmond J, the FlyBase Consortium. FlyBase 101 – the basics of navigating FlyBase.
240 Nucleic Acids Research. 2012; 40(D1):D706–D714. <http://nar.oxfordjournals.org/content/40/D1/D706.abstract>,
241 doi: <http://dx.doi.org/10.1093/nar/gkr1030>.

242 **Appendix 1**243 **Firstly**

244 Lorem ipsum dolor sit amet, consectetur adipiscing elit. Ut purus elit, vestibulum ut, plac-
245 erat ac, adipiscing vitae, felis. Curabitur dictum gravida mauris. Nam arcu libero, nonummy
246 eget, consectetur id, vulputate a, magna. Donec vehicula augue eu neque. Pellentesque
247 habitant morbi tristique senectus et netus et malesuada fames ac turpis egestas. Mauris
248 ut leo. Cras viverra metus rhoncus sem. Nulla et lectus vestibulum urna fringilla ultrices.
249 Phasellus eu tellus sit amet tortor gravida placerat. Integer sapien est, iaculis in, pretium
250 quis, viverra ac, nunc. Praesent eget sem vel leo ultrices bibendum. Aenean faucibus. Morbi
251 dolor nulla, malesuada eu, pulvinar at, mollis ac, nulla. Curabitur auctor semper nulla.
252 Donec varius orci eget risus. Duis nibh mi, congue eu, accumsan eleifend, sagittis quis,
253 diam. Duis eget orci sit amet orci dignissim rutrum.



254
255
256 **Appendix 1 Figure 1.** This is a figure in the appendix

258 **Secondly**

Fusce mauris. Vestibulum luctus nibh at lectus. Sed bibendum, nulla a faucibus semper, leo

velit ultricies tellus, ac venenatis arcu wisi vel nisl. Vestibulum diam. Aliquam pellentesque, augue quis sagittis posuere, turpis lacus congue quam, in hendrerit risus eros eget felis. Maecenas eget erat in sapien mattis porttitor. Vestibulum porttitor. Nulla facilisi. Sed a turpis eu lacus commodo facilisis. Morbi fringilla, wisi in dignissim interdum, justo lectus sagittis dui, et vehicula libero dui cursus dui. Mauris tempor ligula sed lacus. Duis cursus enim ut augue. Cras ac magna. Cras nulla. Nulla egestas. Curabitur a leo. Quisque egestas wisi eget nunc. Nam feugiat lacus vel est. Curabitur consectetur.

Suspendisse vel felis. Ut lorem lorem, interdum eu, tincidunt sit amet, laoreet vitae, arcu. Aenean faucibus pede eu ante. Praesent enim elit, rutrum at, molestie non, nonummy vel, nisl. Ut lectus eros, malesuada sit amet, fermentum eu, sodales cursus, magna. Donec eu purus. Quisque vehicula, urna sed ultricies auctor, pede lorem egestas dui, et convallis elit erat sed nulla. Donec luctus. Curabitur et nunc. Aliquam dolor odio, commodo pretium, ultricies non, pharetra in, velit. Integer arcu est, nonummy in, fermentum faucibus, egestas vel, odio.

Sed commodo posuere pede. Mauris ut est. Ut quis purus. Sed ac odio. Sed vehicula hendrerit sem. Duis non odio. Morbi ut dui. Sed accumsan risus eget odio. In hac habitasse platea dictumst. Pellentesque non elit. Fusce sed justo eu urna porta tincidunt. Mauris felis odio, sollicitudin sed, volutpat a, ornare ac, erat. Morbi quis dolor. Donec pellentesque, erat ac sagittis semper, nunc dui lobortis purus, quis congue purus metus ultricies tellus. Proin et quam. Class aptent taciti sociosqu ad litora torquent per conubia nostra, per inceptos hymenaeos. Praesent sapien turpis, fermentum vel, eleifend faucibus, vehicula eu, lacus.

Pellentesque habitant morbi tristique senectus et netus et malesuada fames ac turpis egestas. Donec odio elit, dictum in, hendrerit sit amet, egestas sed, leo. Praesent feugiat sapien aliquet odio. Integer vitae justo. Aliquam vestibulum fringilla lorem. Sed neque lectus, consectetur at, consectetur sed, eleifend ac, lectus. Nulla facilisi. Pellentesque eget lectus. Proin eu metus. Sed porttitor. In hac habitasse platea dictumst. Suspendisse eu lectus. Ut mi mi, lacinia sit amet, placerat et, mollis vitae, dui. Sed ante tellus, tristique ut, iaculis eu, malesuada ac, dui. Mauris nibh leo, facilisis non, adipiscing quis, ultrices a, dui.

259
260
261
262
263
264
265



266
267
268

Appendix 1 Figure 2. This is a figure in the appendix

270 **Appendix 2**



271
273

Appendix 2 Figure 1. This is a figure in the appendix

274



Figure 2–Figure supplement 1. There is no limit on the number of Figure Supplements for any one primary figure. Each figure supplement should be clearly labelled, Figure 1–Figure Supplement 1, Figure 1–Figure Supplement 2, Figure 2–Figure Supplement 1 and so on, and have a short title (and optional legend). Figure Supplements should be referred to in the legend of the associated primary figure, and should also be listed at the end of the article text file.

275



Figure 3–Figure supplement 1. This is a supplementary figure's full caption, which will be used at the end of the manuscript.

276




Figure 3–Figure supplement 2. This is another supplementary figure.