


How to Use

- Just add `\usepackage{pocketmod}`
- Rearranges 8 pages on a sheet of paper, folded into a booklet
- Uses only a single side – ideal for recycling used paper!




1

How to Cut and Fold

- <http://www.pocketmod.com>
- <http://www.youtube.com/watch?v=IAb31rIeGZo>
- `\usepackage[showmarks]{pocketmod}` for guiding fold marks

2



3

9

Some Tips


- Try to keep your contents to 8 pages or less ; -)
- Use large fonts! They'll be scaled to $\frac{1}{8}$ the size.
 - `extsizes package`
 - KOMA-script classes allow arbitrary body font size
 - Liberal uses of `\Large`, `\huge` etc

4

5

Creating PocketMods
with LATEX
LianTze Lim
liantze@gmail.com

Have fun!



- Daily planners
 - Note pads, doodle sketchpads
 - Conference/event itinerary handouts
 - Prayer book/personal book of inspirational quotes
 - Little books for little hands
- Some Ideas**